1 Unit Bldg A.

TOWNSHIP OF BRICK COMMERCIAL

NEW JERSEY UNIFORM CONSTRUCTION CODE

CONSTRUCTION PERMIT APPLICATION

RECEIVED OCT

I. IDENTIFICATION

1. Proposed Work at: BLD "A" 990 CEDAR BRIDGE AVE.
2. Owner Name: CEDAR BRIDGE ASSOC. Tel. (609) 428-1832
   Address 510 S. BURNT MILL RD. VOORHEES N.J. 08043
3. Principal Contractor: PACE ASSOC. INC. Tel. (609) 354-0945
   Address 510 S. BURNT MILL RD VOORHEES N.J. 08043
   Lic. No. or Builder Reg. No. _____ Federal Emp. No. _____
4. Architect or Engineer: DAVID R. CRAWFORD A.I.A. Tel. (609) 429-7458 609-866-0018
   Address ALPHA & EVESHAM RD. VOORHEES N.J. 08043
5. Responsible Person in Charge of Work OTTO W. GREIMEL JR. Tel. (609) 354-0945
   609-778-8897

II. PROPOSED WORK

A. TYPE OF WORK

1. ☐ Minor Work (Single Trade)
2. ☐ Small Job ($5,000 and no Prior Approvals)
   Complete only II.B., III and IV.A. and Page 2
3. ☐ New Building
4. ☐ Addition
5. ☐ Alteration
6. ☑ Repair, Replacement
7. ☐ Demolition
8. ☐ Other: _____

B. CATEGORIES OF WORK

Permit/Category	Estimated
1. ☑ Building/Structural	$ 435,000
2. ☑ Plumbing	9,000
3. ☐ Electrical	
4. ☐ Fire Protection	
5. ☐ Other	
6. ☐ Other	
TOTAL COST	$444,000

C. DO YOU WANT:

1. ☐ Partial Releases 2. ☐ Prototype Processing

D. DOES OR WILL YOUR BUILDING CONTAIN ANY OF THE FOLLOWING?

1. ☐ Elevators/Dumbwaiters
2. ☐ High-Pressure Boilers
3. ☐ Refrigeration Systems
4. ☐ Pressure Vessels
5. ☐ Hazardous Uses/Places of Assembly
6. ☐ Cross-connections/Backflow Preventors
7. ☐ Sprinklers
8. ☐ Smoke Control Systems in Open Wells

III. DESCRIPTION OF BUILDING USE (USE GROUPS)

A. RESIDENTIAL

1. ☐ Hotels (R–1)
2. ☐ Multi-Family (R–2)
   HMD Reg. No.: _____
3. ☐ Two Family (R–3b)
4. ☐ One-Family (R–3a)

If new construction, enter no. of dwelling units _____

If other than new construction, enter no. of dwelling units:

Before Construction: _____
After Construction: _____
Net Gain (or loss): _____

B. NON-RESIDENTIAL

5. ☐ Theatres with Stage (A–1–A)
6. ☐ Movie Theatres (A–1–B)
7. ☐ Night Clubs (A–2)
8. ☐ Restaurants, Libraries, Museums (A–3)
9. ☐ Religious Assembly (A–4)
10. ☐ Outdoor Assembly (A–5)
11. ☐ Business (B)
12. ☐ Educational (E)
13. ☐ Moderate-Hazard Factory (F–1)
14. ☐ Low-Hazard Factory (F–2)
15. ☐ High-Hazard (H)
16. ☐ Institutional Detention Center (I–1)
17. ☐ Hospitals, Infirmaries (I–2)
18. ☐ Group Homes (I–3)
19. ☑ Mercantile (M)
20. ☐ Moderate-Hazard Warehouse (S–1)
21. ☐ Low-Hazard Warehouse (S–2)
22. ☐ Temporary, Misc. (U)
23. ☐ Other _____

State Specific Use: _____

If Change in Use Group, Indicate Former: _____

IV. BUILDING CHARACTERISTICS

A. OWNERSHIP

1. ☑ Private (Individual, Corp., Non-profit Inst., Etc.)
2. ☐ Public (State, County or Local Govt.)

B. HEATING FUEL

	Principal	Secondary	Type
3.	☑	☑	Gas
4.	☐	☐	Oil
5	☐	☐	Electric
6.	☐	☐	Solid (Wood, Coal, Etc.)
7.	☐	☐	Propane
8.	☐	☐	Solar
9.	☐	☐	Other _____

C. TYPE OF SEWAGE DISPOSAL

10. ☑ Public or Private Company
11. ☐ Private (Septic Tank, Etc.)

D. TYPE OF WATER SUPPLY

12. ☑ Public or Private Company
13. ☐ Private (Well, Etc.)

E. BUILDING CHARACTERISTICS

14. No. of Stories 1
15. Height of Structure _____ Ft.
16. Area—Largest Floor _____ Sq. Ft.
17. Bldg. Area—All Fls. 22,200 Sq. Ft.
18. Volume of Structure 291,200 Cu. Ft.
19. Total Land Area Disturbed _____ Sq. Ft.

LDS BR 10510941

CERTIFICATION IN LIEU OF OATH

I. OWNER SECTION

I hereby certify that I am the owner of the property listed on Page 1. This dwelling is to be occupied by myself and is not to be used for any purpose, other than single family residential use.

A. ☐ I further certify that I prepared the plans submitted. This statement is made in accordance with the New Jersey Uniform Construction Code, N.J.A.C. 5:23-2.15(e)vii.

B. ☐ I further certify that I will perform the work below.

B1. ☐ Building B2. ☐ Electrical B3. ☐ Plumbing

C. ☐ I further certify that a new home will be constructed on this property, for my use and occupancy. I attest that all design, construction, plumbing, or electrical work will be done by me or by subcontractors under my supervision, in accordance with all applicable laws; and further acknowledge that said new home is not covered under the New Home Warranty and Builders Registration Act (N.J.A.C. 46:3B-1 et. seq.) and that such fact shall be disclosed to any person purchasing this property within ten years of the date of issuance of a certificate of occupancy.

D. ☐ I agree to advise all contractors on this project that they are required to be registered with the New Jersey Division of Taxation and to comply with all New Jersey tax laws.

I understand that if any of the above statements are willfully false, I am subject to punishment.

SIGNATURE _____ DATE _____

II. AGENT SECTION

I hereby certify that the work is authorized by the owner of record and I have been authorized by the owner to make this application as his agent.

I agree to advise all contractors on this project that they are required to be registered with the New Jersey Division of Taxation and to comply with all New Jersey tax laws.

I understand that if any of the above statements are willfully false, I am subject to punishment.

☑ **Check if contractor.**

AGENT NAME PACE ASSOCIATES INC. TEL. (609) 354-0945

ADDRESS 510 S. BURNT MILL RD. VOORHEES N. J. 08043

SIGNATURE Otto W. Greimel V. PRES

OTTO W. GREIMEL JR.

BLOCK NO. 469 LOT NO. 12 SUBDIVISION _____ PERMIT NO. 9935

PRIOR APPROVALS CHECKLIST

APPROVALS	LOCAL				COUNTY				REGIONAL				STATE				COMMENTS
	Prelim. Approval		Final Approval		Prelim. Approval		Final Approval		Prelim. Approval		Final Approval		Prelim. Approval		Final Approval		
	Init.	Date	Init.	Date	Init.	Date	Init.	Date	Init.	Date	Init.	Date	Init.	Date	Init.	Date	
☐ Planning Board	✓		✓														
☐ Zoning Board																	
☐ Sewer Authority																	
☐ Water Authority																	
☐ Fire Department																	
☐ Police Department																	
☐ Health Department																	
☐ Soil Conservation																	
☐ N.J. Dept. of Community Affairs																	
☐ N.J. Dept. of Transportation																	
☐ N.J. Dept. of Environmental Protection																	
☐ Other: _____																	
☐ _____																	
☐ _____																	
☐ _____																	
☐ _____																	
☐ _____																	
☐ _____																	

SUBCODES AND SPECIAL REGULATIONS APPLICABLE:

	EDITION OF CODE		EDITION OF CODE		
☐ One and Two Family Dwellings		☐ Mechanical		☐ Flood Hazard	
☐ Building		☐ Energy		☐ As Built Elevation Certification	
☐ Electrical		☐ Barrier Free		☐ Other	
☐ Plumbing		☐ Other			
☐ Fire Protection					

PERMIT CONTROL

I. PLAN REVIEW STATUS

Updated at time of receipt of drawings and when plans are approved.

☐ PARTIAL RELEASES
☐ PROTOTYPE PLAN – FILE LOCATION AND NO. _____

Plan Review Required	Type of Work	Plans Received By Date	Plans Received By Receiver	Approval Date	Reviewer	Comments
☐	BUILDING	10-3-86	JE	1-20-87	EB	
	Footings/Foundations					
	Framing					
	Architectural					
	Other Zoning					
☑	PLUMBING			11-13-86	AC	
☐	ELECTRICAL					
☑	FIRE PROTECTION			3/1/87	[illegible]	
☐	OTHER _____					

II. PERMIT/INSPECTION STATUS

Updated at time of permit and after final approvals.

Issue Date	Category	Revisions			Final Inspection	Comments
✓	ALL CONSTRUCTION					
✓	BUILDING				1-29-88	B OK just have to get Roof 2-5
	Footings/Foundations					
	Framing					
✓	Architectural Eng OK					Temp OK 1-29-88 Bldg A only JT
✓	Other					1-11-88 (1-5) 1-25-88 (6+7) 8-9 & 10 088
✓	PLUMBING				1-29-88	OK 1-3-4-5-6-7-8-9-10 all Units 2 All Units
✓	ELECTRICAL		JE OK		7-21-88	
✓	FIRE PROTECTION					
	OTHER Soil Eng					~~Temp Cert 1-29-88~~ ~~Temp Cert 5-12-88~~

III. CERTIFICATES ISSUED

CERTIFICATES TO BE ISSUED:	Date Issued
☑ Temporary Certificate of Occupancy	7-22-88
Date Expired Comp. of Bldg	
☐ Temporary Certificate of Occupancy	_____
Date Expired _____	
☐ Certificate of Occupancy	_____
No. _____	
☐ Certificate of Continued Occupancy	_____
No. _____	
☐ Certificate of Approval	_____
No. _____	
☐ None	

IV. ON-GOING INSPECTIONS

On-going Inspections Required (See Page 1, II.D.)	Date Posted to Log and Tickler

V. FEE SUMMARY

Initial fee collection recorded in A; all others in section B.

A. COLLECTED AT TIME OF CONSTRUCTION PERMIT ISSUANCE

	AMOUNT
BUILDING	$ 2025.—
PLUMBING	325.—
ELECTRICAL	
FIRE PROTECTION	210.—
OTHER _____	
SUBTOTAL	$ 2773.00
– LESS: 20% of subtotal (when plan review performed by state agency)	(277.30)
D.C.A. TRAINING FEE .0006 x 291,200 =	174.72
CERTIFICATE OF OCCUPANCY	415.95
OTHER _____	
OTHER _____	
TOTAL COLLECTED WHEN PERMIT ISSUED	3240.97

DATE _____ Collected By _____

B. COLLECTED AFTER CONSTRUCTION PERMIT ISSUANCE

	Date	Collected By	AMOUNT
CERTIFICATE OF OCCUPANCY			
OTHER			
OTHER			
– LESS: Refunds			( )
TOTAL COLLECTED AFTER PERMIT ISSUED			$

C. TOTAL CONSTRUCTION FEES COLLECTED

	AMOUNT
COLLECTED WITH PERMIT (VA)	$
COLLECTED AFTER PERMIT (VB)	
TOTAL	$

U.C.C. Form F-100 (8/83)

Temp OK Eng 1-29-88

Eng final 4-7-88

CC Units A 1-8 only Bldg A.

Bldg A OK Soil

A OK Eng

TOWNSHIP OF BRICK

Building "A"

NEW JERSEY UNIFORM CONSTRUCTION CODE

CERTIFICATE

CERT. NO. 9935

DATE ISSUED 7-22-88

Block 469 Lot 12

Subdivision Town Hall Shoppes

IDENTIFICATION

Owner Cedar Bridge Association

Address 510 S. Burnt Mill Rd.
Voorhees, NJ 08043

Tel. ( )

Work Site Address 990 Cedar Bridge Ave.

Agent Pace Associates, Inc.

Address

Tel. ( )

Lic. No.

Federal Emp. No.

PAYMENTS

Fees Remitted $

☐ Check No.

☐ Cash

☐ Other

Collected By:

Date:

CERTIFICATE OF OCCUPANCY/APPROVAL

A. ☐ CERTIFICATE OF OCCUPANCY ☐ CERTIFICATE OF APPROVAL

This serves notice that said building, structure, or equipment has been constructed or installed in accordance with the New Jersey Uniform Construction Code, and is approved for use and/or occupancy.

B. ☐ CERTIFICATE OF CONTINUED OCCUPANCY

This serves notice that based on a general inspection of the visible parts of the building there are no imminent hazards and the building is approved for continued occupancy.

C. ☒ TEMPORARY CERTIFICATE OF OCCUPANCY

If this is a Temporary Certificate of Occupancy the following conditions must be met no later than _____, 19_____ or the owner will be subject to a fine or order to vacate:

Pending completion of building. extented 3/92 per AJC

D. DESCRIPTION OF WORK:

Shopping plaza

USE GROUP M

FIRE GRADING 3 hours

MAXIMUM LIVE LOAD

MAXIMUM OCCUPANCY LOAD

SPECIFIC USE Mercantile

FINAL COST OF CONSTRUCTION: $ 444,000.

Arthur J. Cienzo

CONSTRUCTION OFFICIAL

U.C.C. Form F-260 (8/83) Light Green = Office Copy White = Applicant Copy Yellow/Orange = Tax Assessor Copy

NOTICE OF PERMIT UPDATE

New Jersey Uniform Construction Code

PERMIT NO. 9935
DATE ISSUED 10-2-87
Block 469 Lot 12
Subdivision

IDENTIFICATION

Owner Cedar Bridge Associates
Address 20,000 Horizon Way
Ft Lauderdale N.J.
Tel. (201) 277-8897
Work Site Address Brick Blvd + Cedarbridge Ave

Agent LEZGUS, INC.
Address 516 FISCHER BLVD.
TOMS RIVER, N.J.
201-349-3322
Tel. ( ) 4974
Lic. No. 221-766-831
Federal Emp. No.

PAYMENTS

Permit Fee $ 35
Fees Remitted $
☒ Check No. 19108
☐ Cash
☐ Other

Collected By: Pad 10-2-87
Date: 10-2-87

is hereby granted permission to perform the following work:

☐ BUILDING ☐ ELECTRICAL
☒ PLUMBING ☐ FIRE PROTECTION
☐ OTHER

Description of work:
Install 2 floor drains for Indirect Connections to photo processing equipment

Estimated Cost of Work: $ 900.00

G. J. Cieszo
CONSTRUCTION OFFICIAL

U.C.C. Form F-190 (8/83) Light Green = Office Copy White = Applicant Copy

TOWNSHIP OF BRICK

BUILDING SUBCODE TECHNICAL SECTION

NEW JERSEY UNIFORM CONSTRUCTION CODE

PERMIT NO. 9935
DATE ISSUED 3.6.87
REVISION DATE
Block 469 Lot 12
Subdivision

A. IDENTIFICATION

APPLICANT – *Complete unshaded areas only* When changing contractors, notify this office

Owner CEDAR BRIDGE ASSOC. / Contractor PACE ASSOCIATES INC
Address 510. S. BURNT MILL RD. / Address 510. S. BURNT MILL RD.
VOORHEES N. J. 08043 / VOORHEES N. J. 08043
Tel. (609) 428-1832 / Tel. (609) 354-0945
Work Site Address BLD "A" / Lic. No.
990 CEDAR BRIDGE AVE. / Federal Emp. No.

CERTIFICATION IN LIEU OF OATH:
(Complete for Minor Work and Small Job Only)
I hereby certify that the proposed work is authorized by the owner of record and I have been authorized by the owner to make this application as his agent.
AGENT SIGNATURE

B. TECHNICAL SITE DATA

DESCRIPTION OF WORK
Give detail description including materials used, dimensions, etc.

RETAIL SHOPPING CENTER
SHELL ONLY
(7 UNITS)
Bldg A

☐ See Plans

TYPE OF WORK:
- ☑ New Building
- ☐ Addition
- ☐ Alteration/Renovation
  - ☐ Roofing
  - ☐ Siding
  - ☐ Other
- ☐ Demolition
- ☐ Miscellaneous
  - ☐ Fence
  - ☐ Sign
  - ☐ Pool
  - ☐ Elevator
  - ☐ Other

Fee Basis	Fee
	$
SUBTOTAL	$
Minimum Building Fee (if applicable)	$
Total Building Fee *(Greater of Minimum or Subtotal)*	$

C. BUILDING CHARACTERISTICS

USE GROUP: M-3B Present M Proposed
No. of Stories 1 Total Building Area–All Floors 54,400 Sq. Ft.
Height of Structure 14-7 Ft. Volume of Structure Cu. Ft.
Area–Largest Floor Sq. Ft. Total Land Area Disturbed Sq. Ft.
Estimated Cost of Building Work: $ 435,000.

D. COMMENTS

☐ Partial Releases ☐ Prototype Processing

U.C.C. Form F-110 (8/83) Green = Office Copy White = Applicant Copy Beige = Inspector Copy

Blk 2 H

TOWNSHIP OF BRICK

BUILDING SUBCODE TECHNICAL SECTION

NEW JERSEY UNIFORM CONSTRUCTION CODE

PERMIT NO.
DATE ISSUED
REVISION DATE
Block 469 Lot 12
Subdivision

A. IDENTIFICATION

APPLICANT — *Complete unshaded areas only* When changing contractors, notify this office

Owner CEDAR BRIDGE ASSOC. / Contractor PACE ASSOCIATES INC
Address 510 S. BURNT MILL RD. / Address 510 S. BURNT MILL RD.
VOORHEES N.J. 08043 / VOORHEES N.J. 08043
Tel. (609) 429-1032 / Tel. ( )
Work Site Address KEN A. / Lic. No.
610 CEDAR BRIDGE AVE. / Federal Emp. No.

CERTIFICATION IN LIEU OF OATH:

(Complete for Minor Work and Small Job Only)

I hereby certify that the proposed work is authorized by the owner of record and I have been authorized by the owner to make this application as his agent.

AGENT SIGNATURE

B. TECHNICAL SITE DATA

DESCRIPTION OF WORK

Give detail description including materials used, dimensions, etc.

FOR THE FILLING CENTER

SHELL ONLY

(7 UNITS)

☐ See Plans

TYPE OF WORK:

- ☑ New Building
- ☐ Addition
- ☐ Alteration/Renovation
  - ☐ Roofing
  - ☐ Siding
  - ☐ Other
- ☐ Demolition
- ☐ Miscellaneous
  - ☐ Fence
  - ☐ Sign
  - ☐ Pool
  - ☐ Elevator
  - ☐ Other

Fee Basis	Fee
	$
SUBTOTAL	$
Minimum Building Fee (if applicable)	$
Total Building Fee (Greater of Minimum or Subtotal)	$

C. BUILDING CHARACTERISTICS

USE GROUP: M-2 Present M Proposed

No. of Stories 1 Total Building Area—All Floors 544 Sq. Ft.

Height of Structure 14-7 Ft. Volume of Structure Cu. Ft.

Area—Largest Floor Sq. Ft. Total Land Area Disturbed Sq. Ft.

Estimated Cost of Building Work: $ 435,000

D. COMMENTS

☐ Partial Releases ☐ Prototype Processing

U.C.C. Form F-110 (8/83) Green = Office Copy White = Applicant Copy Beige = Inspector Copy

PLAN REVIEW AND INSPECTION — BUILDING

DATE	JOB CONDITION/COMMENTS
4/22/87	FOOTING NOT READY.
7/1/87	2 HALF BL2 - FOOTING'S. NO PIER READY.
7/14/87	foundation OK Pier + Pilaster's not finished.
10.27.87	framing OK EB

Fire Grading: Maximum Live Load: Maximum Occupancy Load:

JOB SUMMARY

PLAN REVIEW

	Date	Initials
☐ No Plans Required		
☒ All	1-20-87	EB
☐ Footing/Foundation		
☐ Frame		
☐ Architectural		
☐ Other		

INSPECTIONS FINAL

☐ CO ☐ CCO ☐ CA

Date:

Inspected By:

INSPECTIONS

Type	Failure Dates			Approval Date
☐ Footing/Foundation	4-22-87			4/22/87 AC
☐ Slab				
☒ Frame				10.27.87 EB
☒ Architectural				7 EB
☒ Insulation				89 EB
☒ Finishes				4/12/88 EB
☐ Energy				
☐ Mechanical				
☐ TCO				
☐ Other				

U.C.C. F-110/8

(1)

FIRE SUBCODE TECHNICAL SECTION

NEW JERSEY UNIFORM CONSTRUCTION CODE

PERMIT NO. 9935
DATE ISSUED 3.6.87
REVISION DATE
Block 469 Lot 12
Subdivision

A. IDENTIFICATION

APPLICANT – *Complete unshaded areas only* When changing contractors, notify this office

Owner CEDAR BRIDGE ASSOC
Address 510 S. BURNT MILL RD.
VOORHEES N.J. 08043
Tel. (609) 428-1832
Work Site Address BLD "A" 990
CEDAR BRIDGE AVE.

Contractor
Address
Tel. ( )
Lic. No.
Federal Emp. No.

CERTIFICATION IN LIEU OF OATH:

(Complete for Minor Work and Small Job Only)

I hereby certify that the proposed work is authorized by the owner of record and I have been authorized by the owner to make this application as his agent.

AGENT SIGNATURE

B. TECHNICAL SITE DATA

B1. SPRINKLERS

TYPE: ☑ Wet ☐ Dry ☐ Other _____ FEE
Area Sprinkled: ☐ Full ☐ Partial (specify in comments)
No. of Heads: _____ No. of Spare Heads: _____
☐ Valves Supervised – Method: _____
Water Supply – Source: _____ Size: _____
FD Connection Location: _____
Estimated Cost of Work: $ _____ $ _____

B2. SPECIAL SUPPRESSION SYSTEMS

TYPE: ☐ Dry Chemical ☐ CO_2 ☐ Halon ☐ Foam ☐ Other _____
Manual Pull: ☐ Yes ☐ No
Locations: _____
Estimated Cost of Work: $ _____ $ _____

B3. ALARM

TYPE: ☐ Manual ☐ Automatic FEE
Supervision Type: ☐ Local ☐ Central ☐ Proprietary ☐ Remote Location
Estimated Cost of Work: $ _____ $ 30 —

B4. STAND PIPES

Pipe Size: _____ Pump Size: _____
Water Source: _____ Size: _____
FD Connection Location: _____
Hose Station: ☐ Yes ☐ No
Estimated Cost of Work: $ _____ $ _____

B5. OTHER

$ _____
$ _____
$ _____

Subtotal $ _____
Minimum Fire Protection Fee (If Applicable) $ _____
Total Fire Protection Fee (*Greater of Minimum or Subtotal*) $ _____

C. FIRE PROTECTION CHARACTERISTICS

USE GROUP _____ Present _____ Proposed
Heating Systems – Location: _____
Type: ☐ Gas ☐ Oil ☐ Electrical ☐ Solar ☐ Other _____
Fuel Storage Tank – Location: _____ Fuel Type: _____ Capacity: _____
Total Estimated Cost of Fire Protection Work: $ _____

D. COMMENTS

☐ Partial Releases ☐ Prototype Processing

U.C.C. Form F-140(8/83) Green - Office Copy White - Applicant Copy Pink - County Copy White Tag - Inspector Copy

(12)

FIRE SUBCODE TECHNICAL SECTION

NEW JERSEY UNIFORM CONSTRUCTION CODE

PERMIT NO. 9935
DATE ISSUED 3-6-87
REVISION DATE
Block 469 Lot 12
Subdivision

A. IDENTIFICATION

APPLICANT – *Complete unshaded areas only* When changing contractors, notify this office

Owner Cedar Bridge Assoc.
Address 510 S. Burnt Mill Rd
Voorhees NJ 08043
Tel. (609) 428-1832
Work Site Address Bldg "A" 990
Cedar Bridge Ave.

Contractor
Address
Tel. ( )
Lic. No.
Federal Emp. No.

CERTIFICATION IN LIEU OF OATH:

(Complete for Minor Work and Small Job Only)

I hereby certify that the proposed work is authorized by the owner of record and I have been authorized by the owner to make this application as his agent.

AGENT SIGNATURE

B. TECHNICAL SITE DATA

B1. SPRINKLERS

TYPE: ☑ Wet ☐ Dry ☐ Other _____ FEE
Area Sprinkled: ☐ Full ☐ Partial (specify in comments)
No. of Heads: _____ No. of Spare Heads: _____
☐ Valves Supervised – Method: _____
Water Supply – Source: _____ Size: _____
FD Connection Location: _____
Estimated Cost of Work: $ _____ $ _____

B2. SPECIAL SUPPRESSION SYSTEMS

TYPE: ☐ Dry Chemical ☐ CO_2 ☐ Halon ☐ Foam ☐ Other _____
Manual Pull: ☐ Yes ☐ No
Locations: _____
Estimated Cost of Work: $ _____ $ _____

B3. ALARM

TYPE: ☐ Manual ☐ Automatic FEE
Supervision Type: ☐ Local ☐ Central ☐ Proprietary ☐ Remote Location
Estimated Cost of Work: $ _____ $ 30 –

B4. STAND PIPES

Pipe Size: _____ Pump Size: _____
Water Source: _____ Size: _____
FD Connection Location: _____
Hose Station: ☐ Yes ☐ No
Estimated Cost of Work: $ _____ $ _____

B5. OTHER

_____ $
_____ $
_____ $

Subtotal $
Minimum Fire Protection Fee (If Applicable) $
Total Fire Protection Fee (*Greater of Minimum or Subtotal*) $

C. FIRE PROTECTION CHARACTERISTICS

USE GROUP _____ Present _____ Proposed
Heating Systems – Location: _____
Type: ☐ Gas ☐ Oil ☐ Electrical ☐ Solar ☐ Other _____
Fuel Storage Tank – Location: _____ Fuel Type: _____ Capacity: _____
Total Estimated Cost of Fire Protection Work: $ _____

D. COMMENTS

☐ Partial Releases ☐ Prototype Processing

U.C.C. Form F-140(8/83) Green - Office Copy White - Applicant Copy Pink - County Copy White Tag - Inspector Copy

(7)

FIRE SUBCODE TECHNICAL SECTION

NEW JERSEY UNIFORM CONSTRUCTION CODE

PERMIT NO. 9935
DATE ISSUED 3-6-87
REVISION DATE
Block 469 Lot 12
Subdivision

A. IDENTIFICATION

APPLICANT – *Complete unshaded areas only*

When changing contractors, notify this office

Owner Cedar Bridge Assoc.
Address 510 S. Burnt Mill Rd
Voorhees NJ 08043
Tel. (609) 428-1832
Work Site Address Bldg "A" 990 Cedar Bridge Ave

Contractor
Address
Tel. ( )
Lic. No.
Federal Emp. No.

CERTIFICATION IN LIEU OF OATH:

(Complete for Minor Work and Small Job Only)

I hereby certify that the proposed work is authorized by the owner of record and I have been authorized by the owner to make this application as his agent.

AGENT SIGNATURE

B. TECHNICAL SITE DATA

B1. SPRINKLERS

TYPE: ☑ Wet ☐ Dry ☐ Other _____ FEE

Area Sprinkled: ☐ Full ☐ Partial (specify in comments)

No. of Heads: _____ No. of Spare Heads: _____

☐ Valves Supervised – Method: _____

Water Supply – Source: _____ Size: _____

FD Connection Location: _____

Estimated Cost of Work: $ _____ $ _____

B2. SPECIAL SUPPRESSION SYSTEMS

TYPE: ☐ Dry Chemical ☐ CO_2 ☐ Halon ☐ Foam ☐ Other _____

Manual Pull: ☐ Yes ☐ No

Locations: _____

Estimated Cost of Work: $ _____ $ _____

B3. ALARM

TYPE: ☐ Manual ☐ Automatic FEE

Supervision Type: ☐ Local ☐ Central ☐ Proprietary ☐ Remote Location

Estimated Cost of Work: $ _____ $ 30

B4. STAND PIPES

Pipe Size: _____ Pump Size: _____

Water Source: _____ Size: _____

FD Connection Location: _____

Hose Station: ☐ Yes ☐ No

Estimated Cost of Work: $ _____ $ _____

B5. OTHER

$ _____
$ _____
$ _____

Subtotal $ _____

Minimum Fire Protection Fee (If Applicable) $ _____

Total Fire Protection Fee (*Greater of Minimum or Subtotal*) $ _____

C. FIRE PROTECTION CHARACTERISTICS

USE GROUP _____ Present _____ Proposed

Heating Systems – Location: _____

Type: ☐ Gas ☐ Oil ☐ Electrical ☐ Solar ☐ Other _____

Fuel Storage Tank – Location: _____ Fuel Type: _____ Capacity: _____

Total Estimated Cost of Fire Protection Work: $ _____

D. COMMENTS

☐ Partial Releases ☐ Prototype Processing

U.C.C. Form F-140(8/83) Green - Office Copy White - Applicant Copy Pink - County Copy White Tag - Inspector Copy

(4)

FIRE SUBCODE
TECHNICAL SECTION

NEW JERSEY UNIFORM CONSTRUCTION CODE

PERMIT NO. 9935
DATE ISSUED 3.6.87
REVISION DATE
Block 469 Lot 12
Subdivision

A. IDENTIFICATION

APPLICANT – *Complete unshaded areas only* When changing contractors, notify this office

Owner Cedar Bridge Assoc
Address 510 S. Burnt Mill Rd
Voorhees NJ 08043
Tel. (609) 428-1832
Work Site Address Bldg "A" 990
Cedar Bridge Ave

Contractor
Address
Tel. ( )
Lic. No.
Federal Emp. No.

CERTIFICATION IN LIEU OF OATH:

(Complete for Minor Work and Small Job Only)

I hereby certify that the proposed work is authorized by the owner of record and I have been authorized by the owner to make this application as his agent.

AGENT SIGNATURE

B. TECHNICAL SITE DATA

B1. SPRINKLERS

TYPE: ☑ Wet ☐ Dry ☐ Other _____ FEE

Area Sprinkled: ☐ Full ☐ Partial (specify in comments)

No. of Heads: _____ No. of Spare Heads: _____

☐ Valves Supervised – Method: _____

Water Supply – Source: _____ Size: _____

FD Connection Location: _____

Estimated Cost of Work: $ _____ $ _____

B2. SPECIAL SUPPRESSION SYSTEMS

TYPE: ☐ Dry Chemical ☐ CO_2 ☐ Halon ☐ Foam ☐ Other _____

Manual Pull: ☐ Yes ☐ No

Locations: _____

Estimated Cost of Work: $ _____ $ _____

B3. ALARM

TYPE: ☐ Manual ☐ Automatic FEE

Supervision Type: ☐ Local ☐ Central ☐ Proprietary ☐ Remote Location

Estimated Cost of Work: $ _____ $ 30

B4. STAND PIPES

Pipe Size: _____ Pump Size: _____

Water Source: _____ Size: _____

FD Connection Location: _____

Hose Station: ☐ Yes ☐ No

Estimated Cost of Work: $ _____ $ _____

B5. OTHER

$ _____
$ _____
$ _____

Subtotal $ _____

Minimum Fire Protection Fee (If Applicable) $ _____

Total Fire Protection Fee (*Greater of Minimum or Subtotal*) $ _____

C. FIRE PROTECTION CHARACTERISTICS

USE GROUP _____ Present _____ Proposed

Heating Systems – Location: _____

Type: ☐ Gas ☐ Oil ☐ Electrical ☐ Solar ☐ Other _____

Fuel Storage Tank – Location: _____ *Fuel Type:* _____ *Capacity:* _____

Total Estimated Cost of Fire Protection Work: $ _____

D. COMMENTS

☐ Partial Releases ☐ Prototype Processing

U.C.C. Form F-140(8/83) Green - Office Copy White - Applicant Copy Pink - County Copy White Tag - Inspector Copy

(5)

FIRE SUBCODE TECHNICAL SECTION

NEW JERSEY UNIFORM CONSTRUCTION CODE

PERMIT NO. 9935
DATE ISSUED 3-6-87
REVISION DATE
Block 469 Lot 12
Subdivision

A. IDENTIFICATION

APPLICANT – *Complete unshaded areas only* When changing contractors, notify this office

Owner Cedar Bridge Assoc
Address 510 S. Burnt Mill Rd
Voorhees NJ
Tel. (609) 428-1832
Work-Site Address Bldg "A" 990 Cedar Bridge Rd

Contractor
Address
Tel. ( )
Lic. No.
Federal Emp. No.

CERTIFICATION IN LIEU OF OATH:

(Complete for Minor Work and Small Job Only)

I hereby certify that the proposed work is authorized by the owner of record and I have been authorized by the owner to make this application as his agent.

AGENT SIGNATURE

B. TECHNICAL SITE DATA

B1. SPRINKLERS

TYPE: ☑ Wet ☐ Dry ☐ Other _____ FEE
Area Sprinkled: ☐ Full ☐ Partial (specify in comments)
No. of Heads: _____ No. of Spare Heads: _____
☐ Valves Supervised – Method: _____
Water Supply – Source: _____ Size: _____
FD Connection Location: _____
Estimated Cost of Work: $ _____ $ _____

B2. SPECIAL SUPPRESSION SYSTEMS

TYPE: ☐ Dry Chemical ☐ CO_2 ☐ Halon ☐ Foam ☐ Other _____
Manual Pull: ☐ Yes ☐ No
Locations: _____
Estimated Cost of Work: $ _____ $ _____

B3. ALARM

TYPE: ☐ Manual ☐ Automatic FEE
Supervision Type: ☐ Local ☐ Central ☐ Proprietary ☐ Remote Location
Estimated Cost of Work: $ _____ $30—

B4. STAND PIPES

Pipe Size: _____ Pump Size: _____
Water Source: _____ Size: _____
FD Connection Location: _____
Hose Station: ☐ Yes ☐ No
Estimated Cost of Work: $ _____ $ _____

B5. OTHER

_____ $
_____ $
_____ $

Subtotal $
Minimum Fire Protection Fee (If Applicable) $
Total Fire Protection Fee (*Greater of Minimum or Subtotal*) $

C. FIRE PROTECTION CHARACTERISTICS

USE GROUP _____ Present _____ Proposed
Heating Systems – Location: _____
Type: ☐ Gas ☐ Oil ☐ Electrical ☐ Solar ☐ Other _____
Fuel Storage Tank – Location: _____ Fuel Type: _____ Capacity: _____
Total Estimated Cost of Fire Protection Work: $ _____

D. COMMENTS

☐ Partial Releases ☐ Prototype Processing

U.C.C. Form F-140(8/83) Green - Office Copy White - Applicant Copy Pink - County Copy White Tag - Inspector Copy

(6)

FIRE SUBCODE TECHNICAL SECTION

NEW JERSEY UNIFORM CONSTRUCTION CODE

PERMIT NO. 9935
DATE ISSUED 3-6-87
REVISION DATE
Block 469 Lot 12
Subdivision

A. IDENTIFICATION

APPLICANT – *Complete unshaded areas only* When changing contractors, notify this office

Owner Cedar Bridge Assoc
Address 510 S. Burnt Mill Rd
Voorhees NJ
Tel. (609) 428-1882
Work Site Address Bldg "A" 690
Cedar Bridge Ave

Contractor
Address
Tel. ( )
Lic. No.
Federal Emp. No.

CERTIFICATION IN LIEU OF OATH:

(Complete for Minor Work and Small Job Only)

I hereby certify that the proposed work is authorized by the owner of record and I have been authorized by the owner to make this application as his agent.

AGENT SIGNATURE

B. TECHNICAL SITE DATA

B1. SPRINKLERS

TYPE: ☑ Wet ☐ Dry ☐ Other _____ FEE
Area Sprinkled: ☐ Full ☐ Partial (specify in comments)
No. of Heads: _____ No. of Spare Heads: _____
☐ Valves Supervised – Method: _____
Water Supply – Source: _____ Size: _____
FD Connection Location: _____
Estimated Cost of Work: $ _____ $ _____

B2. SPECIAL SUPPRESSION SYSTEMS

TYPE: ☐ Dry Chemical ☐ CO_2 ☐ Halon ☐ Foam ☐ Other _____
Manual Pull: ☐ Yes ☐ No
Locations: _____
Estimated Cost of Work: $ _____ $ _____

B3. ALARM

TYPE: ☐ Manual ☐ Automatic FEE
Supervision Type: ☐ Local ☐ Central ☐ Proprietary ☐ Remote Location
Estimated Cost of Work: $ _____ $ 30

B4. STAND PIPES

Pipe Size: _____ Pump Size: _____
Water Source: _____ Size: _____
FD Connection Location: _____
Hose Station: ☐ Yes ☐ No
Estimated Cost of Work: $ _____ $ _____

B5. OTHER

$ _____
$ _____
$ _____

Subtotal $ _____
Minimum Fire Protection Fee (If Applicable) $ _____
Total Fire Protection Fee (*Greater of Minimum or Subtotal*) $ _____

C. FIRE PROTECTION CHARACTERISTICS

USE GROUP _____ Present _____ Proposed
Heating Systems – Location: _____
Type: ☐ Gas ☐ Oil ☐ Electrical ☐ Solar ☐ Other _____
Fuel Storage Tank – Location: _____ Fuel Type: _____ *Capacity:* _____
Total Estimated Cost of Fire Protection Work: $ _____

D. COMMENTS

☐ Partial Releases ☐ Prototype Processing

U.C.C. Form F-140(8/83) Green - Office Copy White - Applicant Copy Pink - County Copy White Tag - Inspector Copy

(1)

FIRE SUBCODE TECHNICAL SECTION

UNIFORM CONSTRUCTION CODE — NEW JERSEY

PERMIT NO. 9935
DATE ISSUED 3-6-87
REVISION DATE
Block 469 Lot 12
Subdivision

A. IDENTIFICATION

APPLICANT – *Complete unshaded areas only* When changing contractors, notify this office

Owner Cedar Bridge Assoc
Address 510 S. Burnt Mill Rd
Voorhees NJ
Tel. 609) 428-1832
Work Site Address Bldg "A" 990
Cedar Bridge Ave

Contractor
Address
Tel. ( )
Lic. No.
Federal Emp. No.

CERTIFICATION IN LIEU OF OATH:

(Complete for Minor Work and Small Job Only)

I hereby certify that the proposed work is authorized by the owner of record and I have been authorized by the owner to make this application as his agent.

AGENT SIGNATURE

B. TECHNICAL SITE DATA

B1. SPRINKLERS

TYPE: ☑ Wet ☐ Dry ☐ Other _____ FEE
Area Sprinkled: ☐ Full ☐ Partial (specify in comments)
No. of Heads: _____ No. of Spare Heads: _____
☐ Valves Supervised – Method: _____
Water Supply – Source: _____ Size: _____
FD Connection Location: _____
Estimated Cost of Work: $ _____ $ _____

B2. SPECIAL SUPPRESSION SYSTEMS

TYPE: ☐ Dry Chemical ☐ CO_2 ☐ Halon ☐ Foam ☐ Other _____
Manual Pull: ☐ Yes ☐ No
Locations: _____
Estimated Cost of Work: $ _____ $ _____

B3. ALARM

TYPE: ☐ Manual ☐ Automatic FEE
Supervision Type: ☐ Local ☐ Central ☐ Proprietary ☐ Remote Location
Estimated Cost of Work: $ _____ $ 30

B4. STAND PIPES

Pipe Size: _____ Pump Size: _____
Water Source: _____ Size: _____
FD Connection Location: _____
Hose Station: ☐ Yes ☐ No
Estimated Cost of Work: $ _____ $ _____

B5. OTHER

$ _____
$ _____
$ _____

Subtotal $ _____
Minimum Fire Protection Fee (If Applicable) $ _____
Total Fire Protection Fee (*Greater of Minimum or Subtotal*) $ _____

C. FIRE PROTECTION CHARACTERISTICS

USE GROUP _____ Present _____ Proposed
Heating Systems – Location: _____
Type: ☐ Gas ☐ Oil ☐ Electrical ☐ Solar ☐ Other _____
Fuel Storage Tank – Location: _____ Fuel Type: _____ Capacity: _____
Total Estimated Cost of Fire Protection Work: $ _____

D. COMMENTS

☐ Partial Releases ☐ Prototype Processing

U.C.C. Form F-140(8/83) Green - Office Copy White - Applicant Copy Pink - County Copy White Tag - Inspector Copy

Sherman Williams

FIRE SUBCODE
TECHNICAL SECTION

PERMIT NO. 1935
DATE ISSUED 3.6.87
REVISION DATE
Block 469 Lot 12
Subdivision

A. IDENTIFICATION

APPLICANT – *Complete unshaded areas only* When changing contractors, notify this office

Owner
Address
Tel. ( ) 428-1852
Work Site Address

Contractor
Address
Tel. ( )
Lic. No.
Federal Emp. No.

CERTIFICATION IN LIEU OF OATH:

(Complete for Minor Work and Small Job Only)

I hereby certify that the proposed work is authorized by the owner of record and I have been authorized by the owner to make this application as his agent.

AGENT SIGNATURE

B. TECHNICAL SITE DATA

B1. SPRINKLERS

TYPE: ☐ Wet ☐ Dry ☐ Other _____ FEE
Area Sprinkled: ☐ Full ☐ Partial (specify in comments)
No. of Heads: _____ No. of Spare Heads: _____
☐ Valves Supervised – Method: _____
Water Supply – Source: _____ Size: _____
FD Connection Location: _____
Estimated Cost of Work: $ _____ $ _____

B2. SPECIAL SUPPRESSION SYSTEMS

TYPE: ☐ Dry Chemical ☐ CO_2 ☐ Halon ☐ Foam ☐ Other _____
Manual Pull: ☐ Yes ☐ No
Locations: _____
Estimated Cost of Work: $ _____ $ _____

B3. ALARM

TYPE: ☐ Manual ☐ Automatic FEE
Supervision Type: ☐ Local ☐ Central ☐ Proprietary ☐ Remote Location
Estimated Cost of Work: $ _____ $ 30 —

B4. STAND PIPES

Pipe Size: _____ Pump Size: _____
Water Source: _____ Size: _____
FD Connection Location: _____
Hose Station: ☐ Yes ☐ No
Estimated Cost of Work: $ _____ $ _____

B5. OTHER

$ _____
$ _____
$ _____

Subtotal $ _____
Minimum Fire Protection Fee (If Applicable) $ _____
Total Fire Protection Fee (*Greater of Minimum or Subtotal*) $ 30 —

C. FIRE PROTECTION CHARACTERISTICS

USE GROUP _____ Present _____ Proposed
Heating Systems – Location: _____
Type: ☐ Gas ☐ Oil ☐ Electrical ☐ Solar ☐ Other _____
Fuel Storage Tank – Location: _____ Fuel Type: _____ Capacity: _____
Total Estimated Cost of Fire Protection Work: $ _____

D. COMMENTS

☐ Partial Releases ☐ Prototype Processing

U.C.C. Form F-140(8/83) Green - Office Copy White - Applicant Copy Pink - County Copy White Tag - Inspector Copy

PLAN REVIEW AND INSPECTION — FIRE

DATE	JOB CONDITION/COMMENTS

JOB SUMMARY

☐ No Plans Required
☑ Plan Review Approved

Date: 3-5-87

Approved By: [signature]

INSPECTIONS FINAL

☒ CO ☐ CCO ☐ CA

Date: 4/26/88

Inspected By: [signature]

INSPECTIONS

Type	Failure Date			Approval Date
☐ Fire Suppression Test				
☐ Fire Alarm Test				
☐ Smoke Test				
☐ TCO				
☒ Other Final				4/26/88
☐ Other				
☐ Other				
☐ Other				

Quick Stop

FIRE SUBCODE TECHNICAL SECTION

NEW JERSEY UNIFORM CONSTRUCTION CODE

PERMIT NO. [illegible]
DATE ISSUED 3-5-87
REVISION DATE
Block 467 Lot [illegible]
Subdivision

A. IDENTIFICATION

APPLICANT – *Complete unshaded areas only* When changing contractors, notify this office

Owner [illegible]
Address [illegible]
Tel. ( ) [illegible]
Work Site Address [illegible]

Contractor
Address
Tel. ( )
Lic. No.
Federal Emp. No.

CERTIFICATION IN LIEU OF OATH:

(Complete for Minor Work and Small Job Only)

I hereby certify that the proposed work is authorized by the owner of record and I have been authorized by the owner to make this application as his agent.

AGENT SIGNATURE

B. TECHNICAL SITE DATA

B1. SPRINKLERS

TYPE: ☐ Wet ☐ Dry ☐ Other _____ FEE
Area Sprinkled: ☐ Full ☐ Partial (specify in comments)
No. of Heads: _____ No. of Spare Heads: _____
☐ Valves Supervised – Method: _____
Water Supply – Source: _____ Size: _____
FD Connection Location: _____
Estimated Cost of Work: $ _____ $ _____

B2. SPECIAL SUPPRESSION SYSTEMS

TYPE: ☐ Dry Chemical ☐ CO_2 ☐ Halon ☐ Foam ☐ Other _____
Manual Pull: ☐ Yes ☐ No
Locations: _____
Estimated Cost of Work: $ _____ $ _____

B3. ALARM

TYPE: ☐ Manual ☐ Automatic FEE
Supervision Type: ☐ Local ☐ Central ☐ Proprietary ☐ Remote Location
Estimated Cost of Work: $ _____ $ [illegible]

B4. STAND PIPES

Pipe Size: _____ Pump Size: _____
Water Source: _____ Size: _____
FD Connection Location: _____
Hose Station: ☐ Yes ☐ No
Estimated Cost of Work: $ _____ $ _____

B5. OTHER

$ _____
$ _____
$ _____

Subtotal $ _____
Minimum Fire Protection Fee (If Applicable) $ _____
Total Fire Protection Fee (*Greater of Minimum or Subtotal*) $ 30-

C. FIRE PROTECTION CHARACTERISTICS

USE GROUP _____ Present _____ Proposed
Heating Systems – Location: _____
Type: ☐ Gas ☐ Oil ☐ Electrical ☐ Solar ☐ Other _____
Fuel Storage Tank – Location: _____ Fuel Type: _____ Capacity: _____
Total Estimated Cost of Fire Protection Work: $ _____

D. COMMENTS

☐ Partial Releases ☐ Prototype Processing

U.C.C. Form F-140(8/83) Green - Office Copy White - Applicant Copy Pink - County Copy White Tag - Inspector Copy

PLAN REVIEW AND INSPECTION – FIRE

DATE	JOB CONDITION/COMMENTS
4/26/88	needs two fire Extinguishers J.E

JOB SUMMARY

☐ No Plans Required
☑ Plan Review Approved

Date: 3-1-87

Approved By: [illegible]

INSPECTIONS FINAL

☑ CO ☐ CCO ☐ CA

Date: 5/27/88

Inspected By: J.E

INSPECTIONS

Type	Failure Date			Approval Date
☐ Fire Suppression Test				
☐ Fire Alarm Test				
☐ Smoke Test				
☐ TCO				
☑ Other Final	4/26/88			5/27/88
☐ Other				
☐ Other				
☐ Other				

L.C.C. Form F 140 (8/83)

5. Town Hall Pizza

FIRE SUBCODE TECHNICAL SECTION

NEW JERSEY UNIFORM CONSTRUCTION CODE

PERMIT NO. 1915
DATE ISSUED 3.6.87
REVISION DATE
Block 119 Lot 12
Subdivision

A. IDENTIFICATION

APPLICANT – *Complete unshaded areas only* When changing contractors, notify this office

Owner: [illegible]
Address: [illegible]
Tel. (609) [illegible]
Work Site Address: [illegible]

Contractor:
Address:
Tel. ( )
Lic. No.
Federal Emp. No.

CERTIFICATION IN LIEU OF OATH:

(Complete for Minor Work and Small Job Only)

I hereby certify that the proposed work is authorized by the owner of record and I have been authorized by the owner to make this application as his agent.

AGENT SIGNATURE

B. TECHNICAL SITE DATA

B1. SPRINKLERS

TYPE: ☐ Wet ☐ Dry ☐ Other _____ FEE
Area Sprinkled: ☐ Full ☐ Partial (specify in comments)
No. of Heads: _____ No. of Spare Heads: _____
☐ Valves Supervised – Method: _____
Water Supply – Source: _____ Size: _____
FD Connection Location: _____
Estimated Cost of Work: $ _____ $

B2. SPECIAL SUPPRESSION SYSTEMS

TYPE: ☐ Dry Chemical ☐ CO_2 ☐ Halon ☐ Foam ☐ Other _____
Manual Pull: ☐ Yes ☐ No
Locations: _____
Estimated Cost of Work: $ _____ $

B3. ALARM

TYPE: ☐ Manual ☐ Automatic FEE
Supervision Type: ☐ Local ☐ Central ☐ Proprietary ☐ Remote Location
Estimated Cost of Work: $ _____ $30—

B4. STAND PIPES

Pipe Size: _____ Pump Size: _____
Water Source: _____ Size: _____
FD Connection Location: _____
Hose Station: ☐ Yes ☐ No
Estimated Cost of Work: $ _____ $

B5. OTHER

$
$
$

Subtotal $
Minimum Fire Protection Fee (If Applicable) $
Total Fire Protection Fee (*Greater of Minimum or Subtotal*) $30—

C. FIRE PROTECTION CHARACTERISTICS

USE GROUP _____ Present _____ Proposed
Heating Systems – Location: _____
Type: ☐ Gas ☐ Oil ☐ Electrical ☐ Solar ☐ Other _____
Fuel Storage Tank - Location: _____ Fuel Type: _____ Capacity: _____
Total Estimated Cost of Fire Protection Work: $ _____

D. COMMENTS

☐ Partial Releases ☐ Prototype Processing

U.C.C. Form F-140(8/83) Green - Office Copy White - Applicant Copy Pink - County Copy White Tag - Inspector Copy

PLAN REVIEW AND INSPECTION – FIRE

DATE	JOB CONDITION/COMMENTS
~~2-23-88~~	~~Install Smoke detector in New Bedroom~~
	~~Over Bathroom hallway~~

JOB SUMMARY

☐ No Plans Required
☑ Plan Review Approved

Date: 3-5-87

Approved By: [illegible]

INSPECTIONS FINAL

☑ CO ☐ CCO ☐ CA

Date: 4/26/88

Inspected By: [illegible]

INSPECTIONS

Type	Failure Date			Approval Date
☐ Fire Suppression Test				
☐ Fire Alarm Test				
☒ Smoke Test	~~2-23-88~~			
☐ TCO				
☒ Other ~~Smoke~~				~~2-23-88~~
☒ Other ~~Window~~				~~[illegible]~~
☐ Other Smoke				4/26/88
☐ Other				

L.C.C. Form F 140 (8/83)

Vertical View

7A

Permit 85

FIRE SUBCODE TECHNICAL SECTION

NEW JERSEY UNIFORM CONSTRUCTION CODE

PERMIT NO. 1135
DATE ISSUED 3.6.87
REVISION DATE
Block 469 Lot 12
Subdivision

A. IDENTIFICATION

APPLICANT – *Complete unshaded areas only* When changing contractors, notify this office

Owner Cedar Bridge Assoc
Address 510 S. Burnt Mill Rd
Voorhees NJ
Tel. (609) 428-1832
Work Site Address Blds "A" 990
Cedar Bridge Ave

Contractor
Address
Tel. ( )
Lic. No.
Federal Emp. No.

CERTIFICATION IN LIEU OF OATH:

(Complete for Minor Work and Small Job Only)

I hereby certify that the proposed work is authorized by the owner of record and I have been authorized by the owner to make this application as his agent.

AGENT SIGNATURE

B. TECHNICAL SITE DATA

B1. SPRINKLERS

TYPE: ☑ Wet ☐ Dry ☐ Other _____ FEE
Area Sprinkled: ☐ Full ☐ Partial (specify in comments)
No. of Heads: _____ No. of Spare Heads: _____
☐ Valves Supervised – Method: _____
Water Supply – Source: _____ Size: _____
FD Connection Location: _____
Estimated Cost of Work: $ _____ $

B2. SPECIAL SUPPRESSION SYSTEMS

TYPE: ☐ Dry Chemical ☐ CO_2 ☐ Halon ☐ Foam ☐ Other _____
Manual Pull: ☐ Yes ☐ No
Locations: _____
Estimated Cost of Work: $ _____ $

B3. ALARM

TYPE: ☐ Manual ☐ Automatic FEE
Supervision Type: ☐ Local ☐ Central ☐ Proprietary ☐ Remote Location
Estimated Cost of Work: $ _____ $ 30 –

B4. STAND PIPES

Pipe Size: _____ Pump Size: _____
Water Source: _____ Size: _____
FD Connection Location: _____
Hose Station: ☐ Yes ☐ No
Estimated Cost of Work: $ _____ $

B5. OTHER

$
$
$

Subtotal $
Minimum Fire Protection Fee (If Applicable) $
Total Fire Protection Fee (*Greater of Minimum or Subtotal*) $ 30 –

C. FIRE PROTECTION CHARACTERISTICS

USE GROUP _____ Present _____ Proposed
Heating Systems – Location: _____
Type: ☐ Gas ☐ Oil ☐ Electrical ☐ Solar ☐ Other _____
Fuel Storage Tank – Location: _____ Fuel Type: _____ Capacity: _____
Total Estimated Cost of Fire Protection Work: $ _____

D. COMMENTS

☐ Partial Releases ☐ Prototype Processing

U.C.C. Form F-140(8/83) Green - Office Copy White - Applicant Copy Pink - County Copy White Tag - Inspector Copy

PLAN REVIEW AND INSPECTION — FIRE

DATE	JOB CONDITION/COMMENTS

JOB SUMMARY

☐ No Plans Required
☑ Plan Review Approved

Date: 3-5-87

Approved By: [illegible]

INSPECTIONS FINAL

☑ CO ☐ CCO ☐ CA

Date: 2-29-88

Inspected By: Joe

INSPECTIONS

Type	Failure Date			Approval Date
☐ Fire Suppression Test				
☐ Fire Alarm Test				
☐ Smoke Test				
☐ TCO				
☒ Other Final				2-29-88.
☐ Other				
☐ Other				
☐ Other				

L.C.C. F. 5.149 8.87

8
B

FIRE SUBCODE TECHNICAL SECTION

NEW JERSEY UNIFORM CONSTRUCTION CODE

PERMIT NO. 9935
DATE ISSUED 7.6.87
REVISION DATE
Block 464 Lot 12
Subdivision

A. IDENTIFICATION

APPLICANT – *Complete unshaded areas only*

When changing contractors, notify this office

Owner Cedar Bridge Assoc.
Address 510 S. Burnt Mill Rd.
Voorhees NJ 08043
Tel. 609) 428-1832
Work Site Address Bld. "B" 990
Cedar Bridge Ave.

Contractor
Address
Tel. ( )
Lic. No.
Federal Emp. No.

CERTIFICATION IN LIEU OF OATH:

(Complete for Minor Work and Small Job Only)

I hereby certify that the proposed work is authorized by the owner of record and I have been authorized by the owner to make this application as his agent.

AGENT SIGNATURE

B. TECHNICAL SITE DATA

B1. SPRINKLERS

TYPE: ☑ Wet ☐ Dry ☐ Other _____ FEE
Area Sprinkled: ☐ Full ☐ Partial (specify in comments)
No. of Heads: _____ No. of Spare Heads: _____
☐ Valves Supervised – Method: _____
Water Supply – Source: _____ Size: _____
FD Connection Location: _____
Estimated Cost of Work: $ _____ $ _____

B2. SPECIAL SUPPRESSION SYSTEMS

TYPE: ☐ Dry Chemical ☐ CO_2 ☐ Halon ☐ Foam ☐ Other _____
Manual Pull: ☐ Yes ☐ No
Locations: _____
Estimated Cost of Work: $ _____ $ _____

B3. ALARM

TYPE: ☐ Manual ☐ Automatic FEE
Supervision Type: ☐ Local ☐ Central ☐ Proprietary ☐ Remote Location
Estimated Cost of Work: $ _____ $30-

B4. STAND PIPES

Pipe Size: _____ Pump Size: _____
Water Source: _____ Size: _____
FD Connection Location: _____
Hose Station: ☐ Yes ☐ No
Estimated Cost of Work: $ _____ $ _____

B5. OTHER

$
$
$

Subtotal $
Minimum Fire Protection Fee (If Applicable) $
Total Fire Protection Fee (*Greater of Minimum or Subtotal*) $30

C. FIRE PROTECTION CHARACTERISTICS

USE GROUP _____ Present _____ Proposed
Heating Systems – Location: _____
Type: ☐ Gas ☐ Oil ☐ Electrical ☐ Solar ☐ Other _____
Fuel Storage Tank – Location: _____ Fuel Type: _____ Capacity: _____
Total Estimated Cost of Fire Protection Work: $ _____

D. COMMENTS

☐ Partial Releases ☐ Prototype Processing

U.C.C. Form F-140(8/83) Green - Office Copy White - Applicant Copy Pink - County Copy White Tag - Inspector Copy

PLAN REVIEW AND INSPECTION — FIRE

DATE	JOB CONDITION/COMMENTS

JOB SUMMARY

- [ ] No Plans Required
- [x] Plan Review Approved

Date: 3-5-87

Approved By: [signature]

INSPECTIONS FINAL

- [x] CO
- [ ] CCO
- [ ] CA

Date: 7/21/88

Inspected By: [signature]

INSPECTIONS

Type	Failure Date			Approval Date
[x] Fire Suppression Test				7/21/88
[ ] Fire Alarm Test				
[ ] Smoke Test				
[ ] TCO				
[ ] Other				
[ ] Other				
[ ] Other				
[ ] Other				

PLUMBING SUBCODE TECHNICAL SECTION

NEW JERSEY UNIFORM CONSTRUCTION CODE

PERMIT NO. 9933
DATE ISSUED
REVISION DATE 10-2-87
Block 469 Lot 12
Subdivision

A. IDENTIFICATION

APPLICANT — *Complete unshaded areas only*

When changing contractors, notify this office

Owner
Address
Tel. ( )
Work Site Address

Contractor LEZGUS, INC.
Address 516 FISCHER BLVD.
TOMS RIVER, N.J.
Tel. ( ) 201-349-3322
Lic.No./Bus. Permit 4974
Federal Emp. No. 221-766-831

CERTIFICATION IN LIEU OF OATH:

(Complete for Minor Work and Small Job Only)

I hereby certify that the proposed work is authorized by the owner of record and I have been authorized by the owner to make this application as his agent.

AGENT SIGNATURE

B. TECHNICAL SITE DATA

List all fixtures

TYPE OF WORK:

No.	Fixture	Fee	No.	Fixture	Fee
	Water Closet/Bidet/Urinal	$		Garbage Disposal	$
	Bathtub			Air Conditioner Unit	
	Lavatory/Sink		2	Indirect Connection	
2	Shower/Floor Drain	10.-		Sewer Ejector	
	Washing Machine			Grease Trap	
	Dishwasher			Interceptor	
	Commercial Dishwasher		1	Backflow Device	
	Water Heater			Reduced Pressure Backflow Device	
	Domestic Boiler/ Furnace		2	Vent Stack	10-
	Steam Boiler			Solar System	
	Water Util. Connection			Other SILVER RE-	15.-
	Sewer Util. Connection			Other COVERY SYS.	
	Hose Bibb			Other	
	Water Cooler			Other	
	COLUMN 1	$ 10.-		COLUMN 2	$ 35.-

Fee	
COLUMN 1	$ 10.-
COLUMN 2	$ 25.-
SUBTOTAL	$
Minimum Plumbing Fee (If applicable)	$
Total Plumbing Fee *(Greater of Minimum or Subtotal)*	$ 35.-

C. PLUMBING CHARACTERISTICS

USE GROUP: _____ Present _____ Proposed

Drainage —	Material	PVC	Size	4"
Building Sewer —	Material	PVC	Size	4"
Water Service —	Material	COPPER	Size	1"
Venting —	Material	PVC	Size	1½"

Estimated Cost of Plumbing Work: $

D. COMMENTS

SILVER RECOVERY PROCESS IS REQUIRED.

☐ Partial Releases ☐ Prototype Processing

PLAN REVIEW AND INSPECTION — PLUMBING

DATE	JOB CONDITION/COMMENTS
1/11/88	Handel

JOB SUMMARY

- [ ] No Plans Required
- [x] Plan Review Approved

Date: 9-29-87

Approved By: J. D. Spl

INSPECTIONS FINAL

- [x] CO
- [ ] CCO
- [ ] CA

Date: 3/8/88

Inspected By: D. Metcalf

INSPECTIONS

Type	Failure Dates			Approval Date
[x] Slab				10/5/87
[x] Rough			OK	
[ ] Water				
[ ] Sewer				
[ ] Energy				
[ ] Mechanical				
[ ] TCO				
[ ] Other				

U.C.C. Form F-130 (8/83)

TOWNSHIP OF BRICK

Unit 9

PLUMBING SUBCODE
TECHNICAL SECTION

NEW JERSEY UNIFORM CONSTRUCTION CODE

PERMIT NO. 9935
DATE ISSUED
REVISION DATE 2-5-88
Block 469 Lot 12
Subdivision

A. IDENTIFICATION

APPLICANT – *Complete unshaded areas only*

When changing contractors, notify this office

Owner Cedarridge Assoc.
Address 510 S Burnt Mill Rd.
Voorhees N.J. 08043
Tel. (609) 428-1852
Work Site Address A-9

Contractor Liggins
Address
Tel. ( )
Lic.No./Bus. Permit 2714
Federal Emp. No.

CERTIFICATION IN LIEU OF OATH:
(Complete for Minor Work and Small Job Only)

I hereby certify that the proposed work is authorized by the owner of record and I have been authorized by the owner to make this application as his agent.

AGENT SIGNATURE

B. TECHNICAL SITE DATA

List all fixtures

TYPE OF WORK:

No.	Fixture	Fee	No.	Fixture	Fee
1	Water Closet/Bidet/Urinal	$ 5		Garbage Disposal	$
	Bathtub		1	Air Conditioner Unit	15
1	Lavatory/Sink	5		Indirect Connection	
1	Shower/Floor Drain	5		Sewer Ejector	
	Washing Machine			Grease Trap	
	Dishwasher			Interceptor	
	Commercial Dishwasher			Backflow Device	
1	Water Heater	5		Reduced Pressure Backflow Device	
1	Domestic Boiler/ Furnace	15	1	Vent Stack	10
	Steam Boiler			Solar System	
	Water Util. Connection			Other GAS	15
	Sewer Util. Connection			Other	
	Hose Bibb			Other	
	Water Cooler			Other	
	COLUMN 1	$ 35		COLUMN 2	$ 40

Fee	
COLUMN 1	$ 35
COLUMN 2	$ 40
SUBTOTAL	$ 75
Minimum Plumbing Fee (If applicable)	$
Total Plumbing Fee *(Greater of Minimum or Subtotal)*	$ 75

C. PLUMBING CHARACTERISTICS

USE GROUP: _____ Present _____ Proposed

Drainage – Material _____ Size _____
Building Sewer – Material _____ Size _____
Water Service – Material _____ Size _____
Venting – Material _____ Size _____

Estimated Cost of Plumbing Work: $

D. COMMENTS

pd

☐ Partial Releases ☐ Prototype Processing

U C C Form F-130 (8/83) Green = Office Copy White = Applicant Copy Blue = Inspector Copy

TOWNSHIP OF BRICK

Unit 10

PLUMBING SUBCODE TECHNICAL SECTION

NEW JERSEY UNIFORM CONSTRUCTION CODE

PERMIT NO. 9935
DATE ISSUED
REVISION DATE 2-5-88
Block 469 Lot 12
Subdivision

A. IDENTIFICATION

APPLICANT — *Complete unshaded areas only*

When changing contractors, notify this office

Owner Cedar Bridge Assoc.
Address 510 S Burnt Mill Rd
Voorhees NJ 08043
Tel. (609)
Work Site Address A-10

Contractor Leggus,
Address
Tel. ( )
Lic.No./Bus. Permit 2714
Federal Emp. No.

CERTIFICATION IN LIEU OF OATH:
(Complete for Minor Work and Small Job Only)

I hereby certify that the proposed work is authorized by the owner of record and I have been authorized by the owner to make this application as his agent.

AGENT SIGNATURE

B. TECHNICAL SITE DATA

List all fixtures

TYPE OF WORK:

No.	Fixture	Fee	No.	Fixture	Fee
1	Water Closet/Bidet/Urinal	$ 5		Garbage Disposal	$
	Bathtub		1	*Air Conditioner Unit*	25
1	Lavatory/Sink	5		Indirect Connection	
1	Shower/Floor Drain	5		Sewer Ejector	
	Washing Machine			Grease Trap	
	Dishwasher			Interceptor	
	Commercial Dishwasher			Backflow Device	
1	Water Heater	5		Reduced Pressure Backflow Device	
1	Domestic Boiler/ Furnace	15	1	Vent Stack	10
	Steam Boiler			Solar System	
	Water Util. Connection			Other GAS	15
	Sewer Util. Connection			Other	
	Hose Bibb			Other	
	Water Cooler			Other	
	COLUMN 1	$ 35		COLUMN 2	$ 40

Fee	
COLUMN 1	$ 35
COLUMN 2	$ 40
SUBTOTAL	$ 75
Minimum Plumbing Fee (If applicable)	$
Total Plumbing Fee *(Greater of Minimum or Subtotal)*	$ 75

C. PLUMBING CHARACTERISTICS

USE GROUP: _____ Present _____ Proposed

Drainage — Material _____ Size _____
Building Sewer — Material _____ Size _____
Water Service — Material _____ Size _____
Venting — Material _____ Size _____

Estimated Cost of Plumbing Work: $

D. COMMENTS

pd,

☐ Partial Releases ☐ Prototype Processing

U.C.C. Form F-130 (8/83) Green = Office Copy White = Applicant Copy Blue = Inspector Copy

TOWNSHIP OF BRICK

Unit 8

PLUMBING SUBCODE TECHNICAL SECTION

NEW JERSEY UNIFORM CONSTRUCTION CODE

PERMIT NO. 9935
DATE ISSUED
REVISION DATE 2-5-88.
Block 469 Lot 12
Subdivision

A. IDENTIFICATION

APPLICANT — *Complete unshaded areas only*

When changing contractors, notify this office

Owner Cedarbridge Ass
Address 510 S. Burnt Mill Rd
Voorhees NJ 08043
Tel. (609) 428-1832
Work Site Address A8

Contractor Iggus Inc.
Address
Tel. ( )
Lic.No./Bus. Permit 2714
Federal Emp. No.

CERTIFICATION IN LIEU OF OATH:

(Complete for Minor Work and Small Job Only)

I hereby certify that the proposed work is authorized by the owner of record and I have been authorized by the owner to make this application as his agent.

AGENT SIGNATURE

B. TECHNICAL SITE DATA

List all fixtures

TYPE OF WORK:

No.	Fixture	Fee	No.	Fixture	Fee
1	Water Closet/Bidet/Urinal	$ 5		Garbage Disposal	$
	Bathtub		1	Air Conditioner Unit	15
1	Lavatory/Sink	5		Indirect Connection	
1	Shower/Floor Drain	5		Sewer Ejector	
	Washing Machine			Grease Trap	
	Dishwasher			Interceptor	
	Commercial Dishwasher			Backflow Device	
1	Water Heater	5		Reduced Pressure Backflow Device	
1	Domestic Boiler/ Furnace	15	1	Vent Stack	10
	Steam Boiler			Solar System	
	Water Util. Connection		1	Other GAS	15
	Sewer Util. Connection			Other	
	Hose Bibb			Other	
	Water Cooler			Other	
	COLUMN 1	$ 35		COLUMN 2	$ 40

Fee	
COLUMN 1	$ 35
COLUMN 2	$ 40
SUBTOTAL	$ 75.
Minimum Plumbing Fee (If applicable)	$
Total Plumbing Fee *(Greater of Minimum or Subtotal)*	$ 75

C. PLUMBING CHARACTERISTICS

USE GROUP: _____ Present _____ Proposed

Drainage — Material _____ Size _____

Building Sewer— Material _____ Size _____

Water Service— Material _____ Size _____

Venting — Material _____ Size _____

Estimated Cost of Plumbing Work: $

D. COMMENTS

pd.

☐ Partial Releases ☐ Prototype Processing

U.C.C. Form F-130 (8/83) Green = Office Copy White = Applicant Copy Blue = Inspector Copy

A-9

TOWNSHIP OF BRICK

PLUMBING SUBCODE TECHNICAL SECTION

NEW JERSEY UNIFORM CONSTRUCTION CODE

PERMIT NO. 9935
DATE ISSUED 3.6.87
REVISION DATE
Block 469 Lot 12
Subdivision

A. IDENTIFICATION

APPLICANT — *Complete unshaded areas only*

When changing contractors, notify this office

Owner CEDAR BRIDGE ASSOC.
Address 510 S. BURNT MILL RD.
VOORHEES, N.J. 08043
Tel. (609) 428-1832
Work Site Address ~~8~~ A-7

Contractor Eugene Fagan Inc
Address 510 Fischer Blvd
Toms River NJ 08753
Tel. (201) 349-3322
Lic.No./Bus. Permit 2714
Federal Emp. No.

CERTIFICATION IN LIEU OF OATH:
(Complete for Minor Work and Small Job Only)

I hereby certify that the proposed work is authorized by the owner of record and I have been authorized by the owner to make this application as his agent.

AGENT SIGNATURE

B. TECHNICAL SITE DATA

List all fixtures

TYPE OF WORK:

No.	Fixture	Fee	No.	Fixture	Fee
1	Water Closet/Bidet/Urinal	$ 5		Garbage Disposal	$
	Bathtub		1	Air Conditioner Unit	15
1	Lavatory/Sink	5		Indirect Connection	
1	Shower/Floor Drain	5		Sewer Ejector	
	Washing Machine			Grease Trap	
	Dishwasher			Interceptor	
	Commercial Dishwasher			Backflow Device	
1	Water Heater	5		Reduced Pressure Backflow Device	
	Domestic Boiler/ Furnace	15	1	Vent Stack	10
	Steam Boiler			Solar System	
1	Water Util. Connection			Other GAS	15
1	Sewer Util. Connection			Other	
	Hose Bibb			Other	
	Water Cooler	~~$35.-~~		Other	
	COLUMN 1	$ ~~[illegible]~~		COLUMN 2	$ 40

Fee	
COLUMN 1	$ 35 ~~[illegible]~~
COLUMN 2	$ 40
SUBTOTAL	$ 55
Minimum Plumbing Fee (If applicable)	$ ~~[illegible]~~
Total Plumbing Fee *(Greater of Minimum or Subtotal)*	$ 75.-

C. PLUMBING CHARACTERISTICS

USE GROUP: _____ Present _____ Proposed

Drainage —	Material	PVC	Size	4-3-2-1½
Building Sewer—	Material	PVC	Size	4
Water Service—	Material	PLASTIC	Size	1"
Venting —	Material	PVC	Size	3

Estimated Cost of Plumbing Work: $

D. COMMENTS

☐ Partial Releases ☐ Prototype Processing

U.C.C. Form F-130 (8/83) Green = Office Copy White = Applicant Copy Blue = Inspector Copy

A-6

TOWNSHIP OF BRICK

PLUMBING SUBCODE TECHNICAL SECTION

NEW JERSEY UNIFORM CONSTRUCTION CODE

PERMIT NO. 9935
DATE ISSUED 3-6-87
REVISION DATE
Block 469 Lot 12
Subdivision

A. IDENTIFICATION

APPLICANT – *Complete unshaded areas only*

When changing contractors, notify this office

Owner CEDAR BRIBBE ASSOC.
Address 510 S. BURNT MILL RD
VOORHEES, N.J. 08043
Tel. (609) 428-1832
Work Site Address 9-6

Contractor Eugene Fugger Inc
Address 516 Lakeside Blvd
Toms River NJ 08753
Tel. (201) 349-3322
Lic.No./Bus. Permit 2714
Federal Emp. No.

CERTIFICATION IN LIEU OF OATH:
(Complete for Minor Work and Small Job Only)

I hereby certify that the proposed work is authorized by the owner of record and I have been authorized by the owner to make this application as his agent.

AGENT SIGNATURE

B. TECHNICAL SITE DATA

List all fixtures

TYPE OF WORK:

No.	Fixture	Fee	No.	Fixture	Fee
1	Water Closet/Bidet/Urinal	$ 5		Garbage Disposal	$
	Bathtub		1	Air Conditioner Unit	15
1	Lavatory/Sink	5		Indirect Connection	
1	Shower/Floor Drain	5		Sewer Ejector	
	Washing Machine			Grease Trap	
	Dishwasher			Interceptor	
	Commercial Dishwasher			Backflow Device	
1	Water Heater	5		Reduced Pressure Backflow Device	
	Domestic Boiler/ Furnace	15	1	Vent Stack	10
	Steam Boiler			Solar System	
1	Water Util. Connection		1	Other GAS	15
1	Sewer Util. Connection			Other	
	Hose Bibb			Other	
	Water Cooler	$35.-		Other	
	COLUMN 1	$		COLUMN 2	$ 40

Fee	
COLUMN 1	$ 35
COLUMN 2	$ 40
SUBTOTAL	$
Minimum Plumbing Fee (If applicable)	$
Total Plumbing Fee *(Greater of Minimum or Subtotal)*	$ 75.-

C. PLUMBING CHARACTERISTICS

USE GROUP: _____ Present _____ Proposed

	Material	Size
Drainage –	PVC	4-3-2-1½
Building Sewer –	PVC	4
Water Service –	PLASTIC	1"
Venting –	PVC	3

Estimated Cost of Plumbing Work: $

D. COMMENTS

☐ Partial Releases ☐ Prototype Processing

U.C.C. Form F-130 (8/83) Green = Office Copy White = Applicant Copy Blue = Inspector Copy

A-5

TOWNSHIP OF BRICK

PLUMBING SUBCODE TECHNICAL SECTION

NEW JERSEY UNIFORM CONSTRUCTION CODE

PERMIT NO. 9935
DATE ISSUED 3·6·87
REVISION DATE
Block 469 Lot 12
Subdivision

A. IDENTIFICATION

APPLICANT — *Complete unshaded areas only*

When changing contractors, notify this office

Owner CEDAR BRIDGE ASSOC
Address 510 S. BURNTMILL RD.
VOORHEES, N.J. 08043
Tel. (609) 428-1832
Work Site Address G-5

Contractor Eugene Fagan Inc
Address 516 Fischer Blvd
Toms River, NJ 08753
Tel. (201) 349-3322
Lic.No./Bus. Permit 2714
Federal Emp. No.

CERTIFICATION IN LIEU OF OATH:
(Complete for Minor Work and Small Job Only)

I hereby certify that the proposed work is authorized by the owner of record and I have been authorized by the owner to make this application as his agent.

Alfred C Fagan
AGENT SIGNATURE

B. TECHNICAL SITE DATA

List all fixtures

TYPE OF WORK:

No.	Fixture	Fee	No.	Fixture	Fee
1	Water Closet/Bidet/Urinal	$ 5		Garbage Disposal	$
	Bathtub		1	Air Conditioner Unit	15
1	Lavatory/Sink	5		Indirect Connection	
1	Shower/Floor Drain	5		Sewer Ejector	
	Washing Machine			Grease Trap	
	Dishwasher			Interceptor	
	Commercial Dishwasher			Backflow Device	
1	Water Heater	5		Reduced Pressure Backflow Device	
	Domestic Boiler/ Furnace	15	1	Vent Stack	10
	Steam Boiler			Solar System	
1	Water Util. Connection			Other GAS	15
1	Sewer Util. Connection			Other	
	Hose Bibb			Other	
	Water Cooler	$35.		Other	
	COLUMN 1	$ ~~35~~		COLUMN 2	$ 40

Fee	
COLUMN 1	$ 35 ~~25~~ ~~30~~
COLUMN 2	$ 40
SUBTOTAL	$ ~~55~~
Minimum Plumbing Fee (If applicable)	$ ~~30~~
Total Plumbing Fee *(Greater of Minimum or Subtotal)*	$ 75.—

C. PLUMBING CHARACTERISTICS

USE GROUP: _____ Present _____ Proposed

	Material	Size
Drainage —	PVC	4-3-2-1½
Building Sewer —	PVC	4
Water Service —	PLASTIC	1
Venting —	PVC	3

Estimated Cost of Plumbing Work: $

D. COMMENTS

☐ Partial Releases ☐ Prototype Processing

U.C.C. Form F-130 (8/83) Green = Office Copy White = Applicant Copy Blue = Inspector Copy

PLUMBING SUBCODE TECHNICAL SECTION

UNIFORM CONSTRUCTION CODE

PERMIT NO. 9935
DATE ISSUED
REVISION DATE 10-2-87
Block 469 Lot 12
Subdivision

A. IDENTIFICATION

APPLICANT — *Complete unshaded areas only*

When changing contractors, notify this office

Owner Pace Associates
Address 20,000 Horizon Way
Mt Laurel NJ
Tel. 609) 778-8897.
Work Site Address Brick Blvd + Cedarbridge Ave

Contractor LEZGUS, INC.
Address 516 FISCHER BLVD.
TOMS RIVER, N.J.
Tel. ( ) 201-349-3322
Lic.No./Bus. Permit 4974
Federal Emp. No. 221-766-831

CERTIFICATION IN LIEU OF OATH:
(Complete for Minor Work and Small Job Only)

I hereby certify that the proposed work is authorized by the owner of record and I have been authorized by the owner to make this application as his agent.

George Lezgus
AGENT SIGNATURE

B. TECHNICAL SITE DATA

List all fixtures

TYPE OF WORK: Store #4 Bldg A Camera Store

No.	Fixture	Fee	No.	Fixture	Fee
	Water Closet/Bidet/Urinal	$		Garbage Disposal	$
	Bathtub			Air Conditioner Unit	
	Lavatory/Sink		2	Indirect Connection	
2	Shower/Floor Drain	10.-		Sewer Ejector	
	Washing Machine			Grease Trap	
	Dishwasher			Interceptor	
	Commercial Dishwasher		1	Backflow Device	
	Water Heater			Reduced Pressure Backflow Device	
	Domestic Boiler/ Furnace		2	Vent Stack	10.-
	Steam Boiler			Solar System	
	Water Util. Connection			Other SILVER RE-	15.-
	Sewer Util. Connection			Other COVERY SYS.	
	Hose Bibb			Other	
	Water Cooler			Other	
	COLUMN 1	$ 10.-		COLUMN 2	$ 25.-

Fee	
COLUMN 1	$ 10.-
COLUMN 2	$ 25.-
SUBTOTAL	$
Minimum Plumbing Fee (If applicable)	$
Total Plumbing Fee *(Greater of Minimum or Subtotal)*	$ 35.-

C. PLUMBING CHARACTERISTICS

USE GROUP: Present Proposed

	Present Material	Present Size	Proposed Material	Proposed Size
Drainage —	PVC	4, 3, 2, 1½		
Building Sewer —	PVC	4"		
Water Service —	POLY	1"		
Venting —	PVC	4, 3, 2, 1½		

Estimated Cost of Plumbing Work: $ ~~[illegible]~~

D. COMMENTS

SILVER RECOVERY PROCESS IS REQUIRED.

☐ Partial Releases ☐ Prototype Processing

A-4

TOWNSHIP OF BRICK

PLUMBING SUBCODE TECHNICAL SECTION

NEW JERSEY UNIFORM CONSTRUCTION CODE

PERMIT NO. 9935
DATE ISSUED 3·6·87
REVISION DATE
Block 469 Lot 12
Subdivision

A. IDENTIFICATION

APPLICANT – *Complete unshaded areas only*

When changing contractors, notify this office

Owner CEDAR BRIDGE ASSOC
Address 510 S. BURNT MILL RD. VOORHEES N.J. 08043
Tel. (609) 428-1832
Work Site Address A-4

Contractor Eugene Fagan Inc
Address 51 Kingsley Pkwy Long Branch NJ 07753
Tel. (201) 349-3322
Lic.No./Bus. Permit 2714
Federal Emp. No.

CERTIFICATION IN LIEU OF OATH:
(Complete for Minor Work and Small Job Only)

I hereby certify that the proposed work is authorized by the owner of record and I have been authorized by the owner to make this application as his agent.

AGENT SIGNATURE

B. TECHNICAL SITE DATA

List all fixtures

TYPE OF WORK:

No.	Fixture	Fee	No.	Fixture	Fee
1	Water Closet/Bidet/Urinal	$ 5		Garbage Disposal	$
	Bathtub		1	Air Conditioner Unit	15
1	Lavatory/Sink	5		Indirect Connection	
1	Shower/Floor Drain	5		Sewer Ejector	
	Washing Machine			Grease Trap	
	Dishwasher			Interceptor	
	Commercial Dishwasher			Backflow Device	
1	Water Heater	5		Reduced Pressure Backflow Device	
1	Domestic Boiler/ Furnace	15	1	Vent Stack	10
	Steam Boiler			Solar System	
1	Water Util. Connection			Other GAS	15
1	Sewer Util. Connection			Other	
	Hose Bibb			Other	
	Water Cooler	$35.-		Other	
	COLUMN 1	$		COLUMN 2	$ 40

Fee	
COLUMN 1	$ 35
COLUMN 2	$ 40
SUBTOTAL	$
Minimum Plumbing Fee (If applicable)	$
Total Plumbing Fee *(Greater of Minimum or Subtotal)*	$ 75

C. PLUMBING CHARACTERISTICS

USE GROUP: _____ Present _____ Proposed

	Material	Size
Drainage –	PVC	4-3-2-1½
Building Sewer –	PVC	4
Water Service –	PLASTIC	1"
Venting –	PVC	3"

Estimated Cost of Plumbing Work: $

D. COMMENTS

☐ Partial Releases ☐ Prototype Processing

U.C.C. Form F-130 (8/83) Green = Office Copy White = Applicant Copy Blue = Inspector Copy

Bldg A

TOWNSHIP OF BRICK

PLUMBING SUBCODE TECHNICAL SECTION

NEW JERSEY UNIFORM CONSTRUCTION CODE

PERMIT NO. 9935
DATE ISSUED
REVISION DATE
Block 469 Lot 12
Subdivision

A. IDENTIFICATION

APPLICANT — *Complete unshaded areas only*

When changing contractors, notify this office

Owner Pace Associates
Address 20,000 Horizon Way
Mt Laurel NJ
Tel. (609) 778-8897
Work Site Address Cedarbridge Ave. & Brick Blvd

Contractor LEZGUS, INC.
Address 516 FISCHER BLVD.
TOMS RIVER, N.J.
Tel. ( ) 201-349-3322
Lic.No./Bus. Permit 4974
Federal Emp. No. 221-766-831

CERTIFICATION IN LIEU OF OATH:
(Complete for Minor Work and Small Job Only)

I hereby certify that the proposed work is authorized by the owner of record and I have been authorized by the owner to make this application as his agent.

AGENT SIGNATURE

B. TECHNICAL SITE DATA

List all fixtures
TYPE OF WORK: Store #3 "Kwik Stop Food Store"

No.	Fixture	Fee	No.	Fixture	Fee
	Water Closet/Bidet/Urinal	$		Garbage Disposal	$
3	Bathtub	15.-		Air Conditioner Unit	
	Lavatory/Sink		1	Indirect Connection	
	Shower/Floor Drain			Sewer Ejector	
	Washing Machine		1	Grease Trap	25-
	Dishwasher			Interceptor	
	Commercial Dishwasher			Backflow Device	
	Water Heater			Reduced Pressure Backflow Device	
	Domestic Boiler/ Furnace			Vent Stack	10-
	Steam Boiler			Solar System	
	Water Util. Connection			Other	
	Sewer Util. Connection			Other	
	Hose Bibb			Other	
	Water Cooler			Other	
	COLUMN 1	$ 15.-		COLUMN 2	$ 35.-

Fee	
COLUMN 1	$ 15.-
COLUMN 2	$ 35.-
SUBTOTAL	$
Minimum Plumbing Fee (If applicable)	$
Total Plumbing Fee *(Greater of Minimum or Subtotal)*	$ 50.-

C. PLUMBING CHARACTERISTICS

USE GROUP: _____ Present _____ Proposed

	Material	Size
Drainage —	PVC	4, 3, 2, 1½
Building Sewer —	PVC	4"
Water Service —	Poly	1"
Venting —	PVC	4, 3, 2, 1½

Estimated Cost of Plumbing Work: $ 22,500

D. COMMENTS

ADDITIONAL FEE

Pd 7-13-87 50.00

☐ Partial Releases ☐ Prototype Processing

U.C.C. Form F-130 (8/83) Green = Office Copy White = Applicant Copy Blue = Inspector Copy

A-3

TOWNSHIP OF BRICK

PLUMBING SUBCODE TECHNICAL SECTION

NEW JERSEY UNIFORM CONSTRUCTION CODE

PERMIT NO. 4935
DATE ISSUED 3·6·87
REVISION DATE
Block 469 Lot 12
Subdivision

A. IDENTIFICATION

APPLICANT – *Complete unshaded areas only*

When changing contractors, notify this office

Owner CeDAR BRIDGE ASSOC.
Address 510 S. BURNT MILL RD
VOORHEES N.J. 08043
Tel. (609) 428-1832
Work Site Address 9-3

Contractor Eugene Fingar Inc
Address 516 Fischer Blvd
Toms River NJ 08753
Tel. (201) 349-3322
Lic.No./Bus. Permit 2714
Federal Emp. No.

CERTIFICATION IN LIEU OF OATH:
(Complete for Minor Work and Small Job Only)

I hereby certify that the proposed work is authorized by the owner of record and I have been authorized by the owner to make this application as his agent.

AGENT SIGNATURE

B. TECHNICAL SITE DATA

List all fixtures

TYPE OF WORK:

No.	Fixture	Fee	No.	Fixture	Fee
1	Water Closet/Bidet/Urinal	$ 3		Garbage Disposal	$
	Bathtub		1	Air Conditioner Unit	15
1	Lavatory/Sink	5		Indirect Connection	
1	Shower/Floor Drain	5		Sewer Ejector	
	Washing Machine			Grease Trap	
	Dishwasher			Interceptor	
	Commercial Dishwasher			Backflow Device	
1	Water Heater	5		Reduced Pressure Backflow Device	
1	Domestic Boiler/ Furnace	15	2	Vent Stack	10
	Steam Boiler			Solar System	
1	Water Util. Connection			Other GAS	15
1	Sewer Util. Connection			Other	
	Hose Bibb			Other	
	Water Cooler	#35.–		Other	
	COLUMN 1	$ ~~[illegible]~~		COLUMN 2	$ 40

Fee	
COLUMN 1	$ 35 ~~15~~ ~~[illegible]~~
COLUMN 2	$ 40
SUBTOTAL	$ ~~[illegible]~~
Minimum Plumbing Fee (If applicable)	$ ~~[illegible]~~
Total Plumbing Fee *(Greater of Minimum or Subtotal)*	$ 75.–

C. PLUMBING CHARACTERISTICS

USE GROUP: _____ Present _____ Proposed

	Material	Size
Drainage –	PVC	4-3-2-1½
Building Sewer –	PVC	4
Water Service –	PLASTIC	1"
Venting –	PVC	3

Estimated Cost of Plumbing Work: $

D. COMMENTS

☐ Partial Releases ☐ Prototype Processing

U.C.C. Form F-130 (8/83) Green = Office Copy White = Applicant Copy Blue = Inspector Copy

Bldg A

TOWNSHIP OF BRICK

PLUMBING SUBCODE TECHNICAL SECTION

NEW JERSEY UNIFORM CONSTRUCTION CODE

PERMIT NO. 9935
DATE ISSUED
REVISION DATE
Block 469 Lot 12
Subdivision

A. IDENTIFICATION

APPLICANT – *Complete unshaded areas only*

When changing contractors, notify this office

Owner: Pace Associates
Address: 20,000 Horizon Way, Mt Laurel NJ
Tel. (609) 778-8897
Work Site Address: Cedarbridge Ave. + Brick Blvd.

Contractor: LEZGUS, INC.
Address: 516 FISCHER BLVD., TOMS RIVER, N.J.
Tel. ( ) 201-349-3322
Lic.No./Bus. Permit: 4974
Federal Emp. No.: 221-766-831

CERTIFICATION IN LIEU OF OATH:
(Complete for Minor Work and Small Job Only)

I hereby certify that the proposed work is authorized by the owner of record and I have been authorized by the owner to make this application as his agent.

AGENT SIGNATURE

B. TECHNICAL SITE DATA

List all fixtures
TYPE OF WORK: Store #2 "Sherwin Williams" (COLOR TILE)

No.	Fixture	Fee	No.	Fixture	Fee
	Water Closet/Bidet/Urinal	$		Garbage Disposal	$
	Bathtub			Air Conditioner Unit	
	Lavatory/Sink			Indirect Connection	
	Shower/Floor Drain			Sewer Ejector	
	Washing Machine			Grease Trap	
	Dishwasher			Interceptor	
	Commercial Dishwasher			Backflow Device	
	Water Heater			Reduced Pressure Backflow Device	
	Domestic Boiler/ Furnace			Vent Stack	10.–
	Steam Boiler			Solar System	
	Water Util. Connection		1	Other Laundry Tub	5.–
	Sewer Util. Connection			Other	
	Hose Bibb			Other	
1	Water Cooler			Other	
	COLUMN 1	$		COLUMN 2	$ 15.–

Fee	
COLUMN 1	$ –0–
COLUMN 2	$ 15.–
SUBTOTAL	$
Minimum Plumbing Fee (If applicable)	$
Total Plumbing Fee *(Greater of Minimum or Subtotal)*	$ 15.–

C. PLUMBING CHARACTERISTICS

USE GROUP: _____ Present _____ Proposed

	Material	Size
Drainage –	PVC	4, 3, 2, 1½
Building Sewer –	PVC	4"
Water Service –	Poly	1"
Venting –	PVC	4, 3, 2, 1½

Estimated Cost of Plumbing Work: $ 22,500

D. COMMENTS

ADDITIONAL FEE
Pd 15.00 7-13-87

☐ Partial Releases ☐ Prototype Processing

U C C Form F-130 (8/83) Green = Office Copy White = Applicant Copy Blue = Inspector Copy

A-2

TOWNSHIP OF BRICK

PLUMBING SUBCODE TECHNICAL SECTION

NEW JERSEY UNIFORM CONSTRUCTION CODE

PERMIT NO. 9935
DATE ISSUED 3-6-87
REVISION DATE

Block 469 Lot 12
Subdivision

A. IDENTIFICATION

APPLICANT – *Complete unshaded areas only*

When changing contractors, notify this office

Owner CEDAR BRIDGE ASSOC.
Address 510 S. BURNT MILL RD.
VOORHEES N.J. 08043
Tel. (609) 428-1832
Work Site Address (6-2)

Contractor Eugene Lygo Inc
Address 516 Forest Blvd
Long Br. NJ 08753
Tel. (201) 349-3322
Lic.No./Bus. Permit 2714
Federal Emp. No.

CERTIFICATION IN LIEU OF OATH:
(Complete for Minor Work and Small Job Only)

I hereby certify that the proposed work is authorized by the owner of record and I have been authorized by the owner to make this application as his agent.

AGENT SIGNATURE

B. TECHNICAL SITE DATA

List all fixtures

TYPE OF WORK:

No.	Fixture	Fee	No.	Fixture	Fee
1	Water Closet/Bidet/Urinal	$ 5		Garbage Disposal	$
	Bathtub			Air Conditioner Unit	15
1	Lavatory/Sink	5		Indirect Connection	
1	Shower/Floor Drain	5		Sewer Ejector	
	Washing Machine			Grease Trap	
	Dishwasher			Interceptor	
	Commercial Dishwasher			Backflow Device	
1	Water Heater	5		Reduced Pressure Backflow Device	
	Domestic Boiler/ Furnace	15	1	Vent Stack	10
	Steam Boiler			Solar System	
1	Water Util. Connection			Other GAS	15
1	Sewer Util. Connection			Other	
	Hose Bibb			Other	
	Water Cooler	35		Other	
	COLUMN 1	$		COLUMN 2	$ 40

Fee	
COLUMN 1	$ 35
COLUMN 2	$ 40
SUBTOTAL	$
Minimum Plumbing Fee (If applicable)	$
Total Plumbing Fee *(Greater of Minimum or Subtotal)*	$ 75.–

C. PLUMBING CHARACTERISTICS

USE GROUP: _____ Present _____ Proposed

Drainage –	Material	PVC	Size	4-3-2-1 1/2
Building Sewer–	Material	PVC	Size	4
Water Service–	Material	PLASTIC	Size	1"
Venting –	Material	~~Simple~~	Size	3

Estimated Cost of Plumbing Work: $

D. COMMENTS

☐ Partial Releases ☐ Prototype Processing

U.C.C. Form F-130 (8/83) Green = Office Copy White = Applicant Copy Blue = Inspector Copy

Bedgt

TOWNSHIP OF BRICK

PLUMBING SUBCODE TECHNICAL SECTION

NEW JERSEY UNIFORM CONSTRUCTION CODE

PERMIT NO. 9935
DATE ISSUED
REVISION DATE
Block 469 Lot 12
Subdivision

A. IDENTIFICATION

APPLICANT — *Complete unshaded areas only*

When changing contractors, notify this office

Owner Pace Associates
Address 20000 Horizon Way
Mt Laurel NJ
Tel. (609) 778-8897
Work Site Address Cedarbridge Ave & Brick Blvd

Contractor LEZGUS, INC.
Address 516 FISCHER BLVD.
TOMS RIVER, N.J.
Tel. ( ) 201-349-3322
Lic.No./Bus. Permit 4874
Federal Emp. No. 281-766-831

CERTIFICATION IN LIEU OF OATH:
(Complete for Minor Work and Small Job Only)

I hereby certify that the proposed work is authorized by the owner of record and I have been authorized by the owner to make this application as his agent.

George [illegible]
AGENT SIGNATURE

B. TECHNICAL SITE DATA

List all fixtures
TYPE OF WORK: Store #1 "Color Tile"

No.	Fixture	Fee	No.	Fixture	Fee
	Water Closet/Bidet/Urinal	$		Garbage Disposal	$
	Bathtub			Air Conditioner Unit	
1	Lavatory/Sink	5.—		Indirect Connection	
	Shower/Floor Drain			Sewer Ejector	
	Washing Machine			Grease Trap	
	Dishwasher			Interceptor	
	Commercial Dishwasher			Backflow Device	
	Water Heater			Reduced Pressure Backflow Device	
	Domestic Boiler/ Furnace			Vent Stack	10.—
	Steam Boiler			Solar System	
	Water Util. Connection			Other	
	Sewer Util. Connection			Other	
	Hose Bibb			Other	
1	Water Cooler			Other	
	COLUMN 1	$ 5.—		COLUMN 2	$ 10.—

Fee	
COLUMN 1	$ 5.—
COLUMN 2	$ 10.—
SUBTOTAL	$
Minimum Plumbing Fee (If applicable)	$
Total Plumbing Fee *(Greater of Minimum or Subtotal)*	$ 15.—

C. PLUMBING CHARACTERISTICS

USE GROUP: Present Proposed

	Material	Size
Drainage —	PVC	4, 3, 2, 1½
Building Sewer —	PVC	4"
Water Service —	Poly	1"
Venting —	PVC	4, 3, 2, 1½

Estimated Cost of Plumbing Work: $ 22,500

D. COMMENTS

ADDITIONAL FEE
Pd 15.00 [illegible] 7-13-86

☐ Partial Releases ☐ Prototype Processing

U.C.C. Form F-130 (8/83) Green = Office Copy White = Applicant Copy Blue = Inspector Copy

A-1

TOWNSHIP OF BRICK

NEW JERSEY UNIFORM CONSTRUCTION CODE

PLUMBING SUBCODE TECHNICAL SECTION

PERMIT NO. 9935
DATE ISSUED 3·6·87
REVISION DATE
Block 469 Lot 12
Subdivision

A. IDENTIFICATION

APPLICANT – *Complete unshaded areas only*

When changing contractors, notify this office

Owner: CEDAR BRIDGE ASSOC.
Address: 510 S. BURNT MILL RD. VOORHEES, N.J. 08043
Tel. (609) 425-1832 Q-1
Work Site Address:

Contractor: Eugene Lynn Inc
Address: 510 Kinsley Blvd Toms River NJ 08753
Tel. (201) 349-3322
Lic.No./Bus. Permit: 2714
Federal Emp. No.:

CERTIFICATION IN LIEU OF OATH:
(Complete for Minor Work and Small Job Only)

I hereby certify that the proposed work is authorized by the owner of record and I have been authorized by the owner to make this application as his agent.

AGENT SIGNATURE

B. TECHNICAL SITE DATA

List all fixtures

TYPE OF WORK:

No.	Fixture	Fee	No.	Fixture	Fee
1	Water Closet/Bidet/Urinal	$ 5		Garbage Disposal	$
	Bathtub		1	Air Conditioner Unit	15
1	Lavatory/Sink	5		Indirect Connection	
1	Shower/Floor Drain	5		Sewer Ejector	
	Washing Machine			Grease Trap	
	Dishwasher			Interceptor	
	Commercial Dishwasher			Backflow Device	
1	Water Heater	5		Reduced Pressure Backflow Device	
1	Domestic Boiler/ Furnace	15	1	Vent Stack	10
	Steam Boiler			Solar System	
1	Water Util. Connection			Other GAS	15
1	Sewer Util. Connection			Other	
	Hose Bibb			Other	
	Water Cooler			Other	
	COLUMN 1	$ 35		COLUMN 2	$ 40

Fee	
COLUMN 1	$ 35
COLUMN 2	$ 40
SUBTOTAL	$
Minimum Plumbing Fee (If applicable)	$
Total Plumbing Fee *(Greater of Minimum or Subtotal)*	$ $75.-

C. PLUMBING CHARACTERISTICS

USE GROUP: _____ Present _____ Proposed

	Material	Size
Drainage –	PVC	4-3-2-1½
Building Sewer –	PVC	4
Water Service –	PLASTIC	1"
Venting –	PVC	3

Estimated Cost of Plumbing Work: $

D. COMMENTS

☐ Partial Releases ☐ Prototype Processing

A-9

TOWNSHIP OF BRICK

PLUMBING SUBCODE TECHNICAL SECTION

NEW JERSEY UNIFORM CONSTRUCTION CODE

PERMIT NO. [illegible]
DATE ISSUED [illegible]
REVISION DATE
Block 464 Lot 12
Subdivision

A. IDENTIFICATION

APPLICANT — *Complete unshaded areas only*

When changing contractors, notify this office

Owner: Cedar Bridge Assoc.
Address: 510 S. Burnt Mill Rd. Voorhees, N.J. 08043
Tel. (609) 428-1832
Work Site Address: Lot 9

Contractor: Eugene Fagan Inc
Address: 618 Fischer Blvd Toms River NJ 08753
Tel. (201) 349-3322
Lic.No./Bus. Permit: 2714
Federal Emp. No.

CERTIFICATION IN LIEU OF OATH:
(Complete for Minor Work and Small Job Only)

I hereby certify that the proposed work is authorized by the owner of record and I have been authorized by the owner to make this application as his agent.

AGENT SIGNATURE

B. TECHNICAL SITE DATA

List all fixtures

TYPE OF WORK:

No.	Fixture	Fee	No.	Fixture	Fee
1	Water Closet/Bidet/Urinal	$ 5		Garbage Disposal	$
	Bathtub		1	Air Conditioner Unit	15
1	Lavatory/Sink	5		Indirect Connection	
1	Shower/Floor Drain	5		Sewer Ejector	
	Washing Machine			Grease Trap	
	Dishwasher			Interceptor	
	Commercial Dishwasher			Backflow Device	
1	Water Heater	5		Reduced Pressure Backflow Device	
	Domestic Boiler/ Furnace	15	1	Vent Stack	10
	Steam Boiler			Solar System	
1	Water Util. Connection			Other 12 AS	15
1	Sewer Util. Connection			Other	
	Hose Bibb			Other	
	Water Cooler	35		Other	
	COLUMN 1	$ 35		COLUMN 2	$ 40

Fee	
COLUMN 1	$ 35
COLUMN 2	$ 40
SUBTOTAL	$ 75
Minimum Plumbing Fee (If applicable)	$
Total Plumbing Fee *(Greater of Minimum or Subtotal)*	$ 75.—

C. PLUMBING CHARACTERISTICS

USE GROUP: _____ Present _____ Proposed

Drainage —	Material	PVC	Size	4-3-2-1½
Building Sewer —	Material	PVC	Size	4
Water Service —	Material	PLASTIC	Size	1"
Venting —	Material	PVC	Size	3

Estimated Cost of Plumbing Work: $

D. COMMENTS

☐ Partial Releases ☐ Prototype Processing

PLAN REVIEW AND INSPECTION — PLUMBING

DATE	JOB CONDITION/COMMENTS
1/11/88	faucet

JOB SUMMARY

☐ No Plans Required
☐ Plan Review Approved

Date: 11-13-86

Approved By: AC

INSPECTIONS FINAL

☒ CO ☐ CCO ☐ CA

Date: 1/25/88

Inspected By: D Metcalf

INSPECTIONS

Type	Failure Dates			Approval Date
☒ Slab				5/22/87
☒ Rough				10/26/87
☐ Water				
☐ Sewer				
☐ Energy				
☐ Mechanical			GAS	12/2/87
☐ TCO				
☐ Other				

U.C.C. Form F-130 (8/83)

A-6

TOWNSHIP OF BRICK

PLUMBING SUBCODE TECHNICAL SECTION

NEW JERSEY UNIFORM CONSTRUCTION CODE

PERMIT NO. 7135
DATE ISSUED 2.6.87
REVISION DATE
Block 469 Lot 12
Subdivision

A. IDENTIFICATION

APPLICANT — *Complete unshaded areas only*

When changing contractors, notify this office

Owner: CEDAR BRIDGE ASSOC.
Address: 510 S. BURNT MILL RD
VOORHEES N.J. 08043
Tel. (609) 428-1832
Work Site Address: A-6

Contractor: Eugene Turgan Inc
Address: 510 Atlantic Blvd
Long Island NY 04753
Tel. (201) 349-3322
Lic.No./Bus. Permit: 2714
Federal Emp. No.

CERTIFICATION IN LIEU OF OATH:
(Complete for Minor Work and Small Job Only)

I hereby certify that the proposed work is authorized by the owner of record and I have been authorized by the owner to make this application as his agent.

AGENT SIGNATURE

B. TECHNICAL SITE DATA

List all fixtures

TYPE OF WORK:

No.	Fixture	Fee	No.	Fixture	Fee
1	Water Closet/Bidet/Urinal	$ 5		Garbage Disposal	$
	Bathtub		1	Air Conditioner Unit	15
1	Lavatory/Sink	5		Indirect Connection	
1	Shower/Floor Drain	5		Sewer Ejector	
	Washing Machine			Grease Trap	
	Dishwasher			Interceptor	
	Commercial Dishwasher			Backflow Device	
1	Water Heater	5		Reduced Pressure Backflow Device	
	Domestic Boiler/ Furnace	15	1	Vent Stack	10
	Steam Boiler			Solar System	
1	Water Util. Connection		1	Other GAS	15
1	Sewer Util. Connection			Other	
	Hose Bibb			Other	
	Water Cooler	$35.-		Other	
	COLUMN 1	$		COLUMN 2	$ 40

Fee	
COLUMN 1	$ 35
COLUMN 2	$ 40
SUBTOTAL	$
Minimum Plumbing Fee (If applicable)	$
Total Plumbing Fee *(Greater of Minimum or Subtotal)*	$ 75.-

C. PLUMBING CHARACTERISTICS

USE GROUP: _____ Present _____ Proposed

	Material	Size
Drainage —	PVC	4-3-2-1½
Building Sewer —	PVC	4
Water Service —	PLASTIC	1"
Venting —	PVC	3

Estimated Cost of Plumbing Work: $

D. COMMENTS

☐ Partial Releases ☐ Prototype Processing

U.C.C. Form F-130 (8/83) Green = Office Copy White = Applicant Copy Blue = Inspector Copy

PLAN REVIEW AND INSPECTION — PLUMBING

DATE	JOB CONDITION/COMMENTS
1/11/88	

JOB SUMMARY

- [ ] No Plans Required
- [ ] Plan Review Approved

Date: 11-13-86

Approved By: PC

INSPECTIONS FINAL

- [x] CO
- [ ] CCO
- [ ] CA

Date: 1/25/88

Inspected By: D Metcalf

INSPECTIONS

Type	Failure Dates			Approval Date
[x] Slab				7/22/87
[x] Rough				10/26/87
[ ] Water				
[ ] Sewer				
[ ] Energy				
[ ] Mechanical			Gas	12/6/87
[ ] TCO				
[ ] Other				

U.C.C. Form F-130 (8/83)

A-5

TOWNSHIP OF BRICK

PLUMBING SUBCODE TECHNICAL SECTION

NEW JERSEY UNIFORM CONSTRUCTION CODE

PERMIT NO. [illegible]
DATE ISSUED 3-5-87
REVISION DATE
Block 464 Lot 12
Subdivision

A. IDENTIFICATION

APPLICANT — *Complete unshaded areas only*

When changing contractors, notify this office

Owner Cedar Bridge Assoc
Address 510 S. Burnt Mill Rd.
Voorhees, N.J. 08043
Tel. (609) 428-1832
Work Site Address A-5

Contractor Eugene Fagan Inc
Address 516 W Fischell Blvd
Toms River, NJ 08753
Tel. (201) 349-3322
Lic.No./Bus. Permit 2714
Federal Emp. No.

CERTIFICATION IN LIEU OF OATH:
(Complete for Minor Work and Small Job Only)

I hereby certify that the proposed work is authorized by the owner of record and I have been authorized by the owner to make this application as his agent.

AGENT SIGNATURE

B. TECHNICAL SITE DATA

List all fixtures

TYPE OF WORK:

No.	Fixture	Fee	No.	Fixture	Fee
1	Water Closet/Bidet/Urinal	$ 3		Garbage Disposal	$
	Bathtub		1	Air Conditioner Unit	15
1	Lavatory/Sink	3		Indirect Connection	
1	Shower/Floor Drain	5		Sewer Ejector	
	Washing Machine			Grease Trap	
	Dishwasher			Interceptor	
	Commercial Dishwasher			Backflow Device	
1	Water Heater	3		Reduced Pressure Backflow Device	
	Domestic Boiler/ Furnace	15	1	Vent Stack	10
	Steam Boiler			Solar System	
1	Water Util. Connection			Other GAS	
1	Sewer Util. Connection			Other	
	Hose Bibb			Other	
	Water Cooler	$35.		Other	
	COLUMN 1	$		COLUMN 2	$ 40

	Fee
COLUMN 1	$ 35
COLUMN 2	$ 40
SUBTOTAL	$
Minimum Plumbing Fee (If applicable)	$
Total Plumbing Fee (Greater of Minimum or Subtotal)	$ 75.—

C. PLUMBING CHARACTERISTICS

USE GROUP: _____ Present _____ Proposed

	Material	Size
Drainage —	PVC	4-3-2-1½
Building Sewer —	PVC	4
Water Service —	PLASTIC	1
Venting —	PVC	3

Estimated Cost of Plumbing Work: $

D. COMMENTS

☐ Partial Releases ☐ Prototype Processing

PLAN REVIEW AND INSPECTION — PLUMBING

DATE	JOB CONDITION/COMMENTS

JOB SUMMARY

☐ No Plans Required
☐ Plan Review Approved

Date: 11-13-80

Approved By: AC

INSPECTIONS FINAL

☒ CO ☐ CCO ☐ CA

Date: 1/11/88

Inspected By: D Metcalf

INSPECTIONS

Type	Failure Dates			Approval Date
☒ Slab				7/22/87 DM
☒ Rough				10/20/87 DM
☐ Water				
☐ Sewer				
☐ Energy				
☐ Mechanical			Gas	12/2/81 DM
☐ TCO				
☐ Other				

U.C.C. Form F-130 (8/83)

A-4

TOWNSHIP OF BRICK

PLUMBING SUBCODE TECHNICAL SECTION

NEW JERSEY UNIFORM CONSTRUCTION CODE

PERMIT NO. 7935
DATE ISSUED 3-6-87
REVISION DATE
Block 469 Lot 12
Subdivision

A. IDENTIFICATION

APPLICANT — *Complete unshaded areas only*

When changing contractors, notify this office.

Owner Cedar Bridge HSSOC
Address 510 S. Burnt Mill Rd. Voorhees N.J. 08043
Tel. (609) 435-1832
Work Site Address CB-4

Contractor Cullen Irrigation Inc
Address 511 Rt 9 Howell Blvd Toms River NJ 08753
Tel. (201) 349-3322
Lic.No./Bus. Permit 2714
Federal Emp. No.

CERTIFICATION IN LIEU OF OATH:
(Complete for Minor Work and Small Job Only)

I hereby certify that the proposed work is authorized by the owner of record and I have been authorized by the owner to make this application as his agent.

AGENT SIGNATURE

B. TECHNICAL SITE DATA

List all fixtures

TYPE OF WORK:

No.	Fixture	Fee	No.	Fixture	Fee
1	Water Closet/Bidet/Urinal	$ 5		Garbage Disposal	$
	Bathtub		1	Air Conditioner Unit	15
1	Lavatory/Sink	5		Indirect Connection	
1	Shower/Floor Drain	5		Sewer Ejector	
	Washing Machine			Grease Trap	
	Dishwasher			Interceptor	
	Commercial Dishwasher			Backflow Device	
1	Water Heater	5		Reduced Pressure Backflow Device	
1	Domestic Boiler/ Furnace	15	1	Vent Stack	10
	Steam Boiler			Solar System	
1	Water Util. Connection			Other RPS	15
1	Sewer Util. Connection			Other	
	Hose Bibb			Other	
	Water Cooler	$35.-		Other	
	COLUMN 1	$ 45		COLUMN 2	$ 40

Fee	
COLUMN 1	$ 35
COLUMN 2	$ 40
SUBTOTAL	$ 75
Minimum Plumbing Fee (If applicable)	$
Total Plumbing Fee *(Greater of Minimum or Subtotal)*	$ 75

C. PLUMBING CHARACTERISTICS

USE GROUP: _____ Present _____ Proposed

Drainage —	Material	PVC	Size	4-3-2 1/2
Building Sewer —	Material	PVC	Size	4
Water Service —	Material	PLASTIC	Size	1"
Venting —	Material	PVC	Size	3"

Estimated Cost of Plumbing Work: $

D. COMMENTS

☐ Partial Releases ☐ Prototype Processing

U.C.C. Form E-130 (8/83) Green = Office Copy White = Applicant Copy Blue = Inspector Copy

PLAN REVIEW AND INSPECTION — PLUMBING

DATE	JOB CONDITION/COMMENTS

JOB SUMMARY

- [ ] No Plans Required
- [ ] Plan Review Approved

Date: 11-13-86

Approved By: AC.

INSPECTIONS FINAL

- [x] CO
- [ ] CCO
- [ ] CA

Date: 1/11/88

Inspected By: D. Metcalf

INSPECTIONS

Type	Failure Dates			Approval Date
[x] Slab				7/22/87 JM
[ ] Rough				10/26/87 JM
[ ] Water				
[ ] Sewer				
[ ] Energy				
[ ] Mechanical			Gas	12/2/87 JM
[ ] TCO				
[ ] Other				

U.C.C. Form F-130 (8/83)

Bldg 4

TOWNSHIP OF BRICK

PLUMBING SUBCODE TECHNICAL SECTION

NEW JERSEY UNIFORM CONSTRUCTION CODE

PERMIT NO. _____
DATE ISSUED _____
REVISION DATE _____
Block 11.07 Lot 12
Subdivision _____

A. IDENTIFICATION

APPLICANT — *Complete unshaded areas only*

When changing contractors, notify this office

Owner Lace Construction
Address 20 000 Hooper Way
Mt Laurel NJ
Tel. (609) 775-8897
Work Site Address Cedar Bridge Line & Brick Blvd

Contractor US, INC.
Address 516 FISCHER BLVD.
TOMS RIVER, N.J.
Tel. ( ) 201-349-3322
Lic.No./Bus. Permit 4974
Federal Emp. No. 221-766-831

CERTIFICATION IN LIEU OF OATH:
(Complete for Minor Work and Small Job Only)

I hereby certify that the proposed work is authorized by the owner of record and I have been authorized by the owner to make this application as his agent.

AGENT SIGNATURE

B. TECHNICAL SITE DATA

List all fixtures

TYPE OF WORK: Store #3 "Quick Stop Food Store"

No.	Fixture	Fee	No.	Fixture	Fee
	Water Closet/Bidet/Urinal	$		Garbage Disposal	$
3	Bathtub	15.-		Air Conditioner Unit	
	Lavatory/Sink		1	Indirect Connection	
	Shower/Floor Drain			Sewer Ejector	
	Washing Machine		1	Grease Trap	25.-
	Dishwasher			Interceptor	
	Commercial Dishwasher			Backflow Device	
	Water Heater			Reduced Pressure Backflow Device	
	Domestic Boiler/ Furnace			Vent Stack	10.-
	Steam Boiler			Solar System	
	Water Util. Connection			Other	
	Sewer Util. Connection			Other	
	Hose Bibb			Other	
	Water Cooler			Other	
	COLUMN 1	$ 15.-		COLUMN 2	$ 35.-

Fee	
COLUMN 1	$ 15.-
COLUMN 2	$ 35.-
SUBTOTAL	$
Minimum Plumbing Fee (If applicable)	$
Total Plumbing Fee *(Greater of Minimum or Subtotal)*	$ 50.-

C. PLUMBING CHARACTERISTICS

USE GROUP: _____ Present _____ Proposed

Drainage —	Material	PVC	Size	4, 3, 2, 1½
Building Sewer—	Material	PVC	Size	4"
Water Service—	Material	Poly	Size	1"
Venting —	Material	PVC	Size	4, 3, 2, 1½

Estimated Cost of Plumbing Work: $ 22,500

D. COMMENTS

ADDITIONAL FEE

Pd 7-13-87 50.00

☐ Partial Releases ☐ Prototype Processing

U C C Form F 130 (8/83) Green = Office Copy White = Applicant Copy Blue = Inspector Co

PLAN REVIEW AND INSPECTION — PLUMBING

DATE	JOB CONDITION/COMMENTS

JOB SUMMARY

☐ No Plans Required
☒ Plan Review Approved

Date: 6-30-87

Approved By: [signature]

INSPECTIONS FINAL

☐ CO ☐ CCO ☐ CA

Date: _____

Inspected By: _____

INSPECTIONS

Type	Failure Dates			Approval Date
☐ Slab				
☐ Rough				
☐ Water				
☐ Sewer				
☐ Energy				
☐ Mechanical			Gas	12/
☐ TCO				
☐ Other _____				

U.C.C. Form F-130 (8/83)

A-3

TOWNSHIP OF BRICK

PLUMBING SUBCODE TECHNICAL SECTION

NEW JERSEY UNIFORM CONSTRUCTION CODE

PERMIT NO. 4025
DATE ISSUED 2-6-93
REVISION DATE
Block 469 Lot 12
Subdivision

A. IDENTIFICATION

APPLICANT — *Complete unshaded areas only*

When changing contractors, notify this office

Owner CEDAR BRIDGE ASSOC.
Address 510 S. BURNT MILL RD
MARLTON N.J. 08043
Tel. (609) 425-1832
Work Site Address A-3

Contractor General Plumbing Inc
Address 516 Hurley Blvd
Toms River NJ 08753
Tel. (201) 349-3322
Lic.No./Bus. Permit 2714
Federal Emp. No.

CERTIFICATION IN LIEU OF OATH:
(Complete for Minor Work and Small Job Only)

I hereby certify that the proposed work is authorized by the owner of record and I have been authorized by the owner to make this application as his agent.

AGENT SIGNATURE

B. TECHNICAL SITE DATA

List all fixtures

TYPE OF WORK:

No.	Fixture	Fee	No.	Fixture	Fee
1	Water Closet/Bidet/Urinal	$ 3		Garbage Disposal	$
	Bathtub		1	Air Conditioner Unit	15
1	Lavatory/Sink	2		Indirect Connection	
1	Shower/Floor Drain	2		Sewer Ejector	
	Washing Machine			Grease Trap	
	Dishwasher			Interceptor	
	Commercial Dishwasher			Backflow Device	
1	Water Heater	5		Reduced Pressure Backflow Device	
1	Domestic Boiler/ Furnace	15	1	Vent Stack	10
	Steam Boiler			Solar System	
1	Water Util. Connection			Other RAS	2
1	Sewer Util. Connection			Other	
	Hose Bibb			Other	
	Water Cooler	35		Other	
	COLUMN 1	$ 35		COLUMN 2	$ 40

Fee	
COLUMN 1	$ 35
COLUMN 2	$ 40
SUBTOTAL	$ 75
Minimum Plumbing Fee (If applicable)	$
Total Plumbing Fee *(Greater of Minimum or Subtotal)*	$ 75.-

C. PLUMBING CHARACTERISTICS

USE GROUP: _____ Present _____ Proposed

	Material	Size
Drainage —	PVC	4-3-2-1½
Building Sewer —	PVC	4
Water Service —	PLASTIC	1"
Venting —	PVC	3

Estimated Cost of Plumbing Work: $

D. COMMENTS

☐ Partial Releases ☐ Prototype Processing

PLAN REVIEW AND INSPECTION — PLUMBING

DATE	JOB CONDITION/COMMENTS

JOB SUMMARY

- [ ] No Plans Required
- [ ] Plan Review Approved

Date: 11-13-86

Approved By: AC.

INSPECTIONS FINAL

- [x] CO
- [ ] CCO
- [ ] CA

Date: 1/11/88

Inspected By: D Metcalf

INSPECTIONS

Type	Failure Dates			Approval Date
[x] Slab				7/22/87
[x] Rough				10/28/87 DC
[ ] Water				
[ ] Sewer				
[ ] Energy				
[ ] Mechanical			Gas	12/1/87 DC
[ ] TCO				
[ ] Other				

U.C.C. Form F-130 (8/83)

TOWNSHIP OF BRICK

PLUMBING SUBCODE TECHNICAL SECTION

NEW JERSEY UNIFORM CONSTRUCTION CODE

PERMIT NO. _____
DATE ISSUED _____
REVISION DATE _____
Block 469 Lot 12
Subdivision _____

A. IDENTIFICATION

APPLICANT – *Complete unshaded areas only*

When changing contractors, notify this office

Owner: Price Chesseculates
Address: 20,000 Hudson Way, TR Found NJ
Tel. (609) 918-8897
Work Site Address: Cedar Bridge Ave + Brick Blvd

Contractor: EZGUS, INC.
Address: 516 FISCHER BLVD, TOMS RIVER, N.J.
Tel. ( ) 201-349-3322
Lic.No./Bus. Permit: 4974
Federal Emp. No.: 221-766-831

CERTIFICATION IN LIEU OF OATH:
(Complete for Minor Work and Small Job Only)
I hereby certify that the proposed work is authorized by the owner of record and I have been authorized by the owner to make this application as his agent.

AGENT SIGNATURE

B. TECHNICAL SITE DATA

List all fixtures
TYPE OF WORK: Store #2 "Sherwin Williams" (COLOR TILE)

No.	Fixture	Fee	No.	Fixture	Fee
	Water Closet/Bidet/Urinal	$		Garbage Disposal	$
	Bathtub			Air Conditioner Unit	
	Lavatory/Sink			Indirect Connection	
	Shower/Floor Drain			Sewer Ejector	
	Washing Machine			Grease Trap	
	Dishwasher			Interceptor	
	Commercial Dishwasher			Backflow Device	
	Water Heater			Reduced Pressure Backflow Device	
	Domestic Boiler/ Furnace			Vent Stack	10.–
	Steam Boiler			Solar System	
	Water Util. Connection		1	Other Laundry Tub	5.–
	Sewer Util. Connection			Other	
	Hose Bibb			Other	
1	Water Cooler			Other	
	COLUMN 1	$		COLUMN 2	$ 15.–

Fee	
COLUMN 1	$ –0–
COLUMN 2	$ 15.–
SUBTOTAL	$
Minimum Plumbing Fee (If applicable)	$
Total Plumbing Fee *(Greater of Minimum or Subtotal)*	$ 15.–

C. PLUMBING CHARACTERISTICS

USE GROUP: _____ Present _____ Proposed

	Material	Size
Drainage –	PVC	4, 3, 2, 1½
Building Sewer –	PVC	4"
Water Service –	Poly	1"
Venting –	PVC	4, 3, 2, 1½

Estimated Cost of Plumbing Work: $ 22,500

D. COMMENTS

ADDITIONAL FEE.
Pd 15.00 7-13-87

☐ Partial Releases ☐ Prototype Processing

U.C.C. Form F 130 (8/83) Green = Office Copy White = Applicant Copy Bl. = [illegible]

PLAN REVIEW AND INSPECTION — PLUMBING

DATE	JOB CONDITION/COMMENTS

JOB SUMMARY

☒ No Plans Required
☐ Plan Review Approved

Date: 6-30-87

Approved By: _____

INSPECTIONS FINAL

☐ CO ☐ CCO ☐ CA

Date: _____

Inspected By: _____

INSPECTIONS

Type	Failure Dates			Approval Date
☐ Slab				
☐ Rough				
☐ Water				
☐ Sewer				
☐ Energy				
☐ Mechanical			GAS	12/1/87 SM
☐ TCO				
☐ Other _____				

U.C.C. Form F-130 (8/83)

A-2

TOWNSHIP OF BRICK

PLUMBING SUBCODE TECHNICAL SECTION

NEW JERSEY UNIFORM CONSTRUCTION CODE

PERMIT NO. 1135
DATE ISSUED 3-6-87
REVISION DATE
Block 469 Lot 12
Subdivision

A. IDENTIFICATION

APPLICANT – *Complete unshaded areas only*

When changing contractors, notify this office

Owner CEDAR BRIDGE ASSOC.
Address 510 S. BURNT MILL RD.
VOORHEES N.J. 08043
Tel. (609) 429-1832
Work Site Address (6-2)

Contractor Eugene Tyson Inc
Address 510 Lakehurst Blvd
Toms River NJ 08753
Tel. (201) 349-3322
Lic.No./Bus. Permit 2714
Federal Emp. No.

CERTIFICATION IN LIEU OF OATH:

(Complete for Minor Work and Small Job Only)

I hereby certify that the proposed work is authorized by the owner of record and I have been authorized by the owner to make this application as his agent.

(AGENT SIGNATURE)

B. TECHNICAL SITE DATA

List all fixtures

TYPE OF WORK:

No.	Fixture	Fee	No.	Fixture	Fee
1	Water Closet/Bidet/Urinal	$ 5		Garbage Disposal	$
	Bathtub			Air Conditioner Unit	15
1	Lavatory/Sink	5		Indirect Connection	
1	Shower/Floor Drain	5		Sewer Ejector	
	Washing Machine			Grease Trap	
	Dishwasher			Interceptor	
	Commercial Dishwasher			Backflow Device	
1	Water Heater	5		Reduced Pressure Backflow Device	
	Domestic Boiler/ Furnace	15	1	Vent Stack	10
	Steam Boiler			Solar System	
1	Water Util. Connection			Other C-175	15
1	Sewer Util. Connection			Other	
	Hose Bibb			Other	
	Water Cooler	35		Other	
	COLUMN 1	$		COLUMN 2	$ 40

Fee	
COLUMN 1	$ 35
COLUMN 2	$ 40
SUBTOTAL	$
Minimum Plumbing Fee (If applicable)	$
Total Plumbing Fee (Greater of Minimum or Subtotal)	$ 75

C. PLUMBING CHARACTERISTICS

USE GROUP: _____ Present _____ Proposed

	Material	Size
Drainage –	PVC	4-3-2-1 1/2
Building Sewer –	PVC	4
Water Service –	PLASTIC	1"
Venting –		3

Estimated Cost of Plumbing Work: $

D. COMMENTS

☐ Partial Releases ☐ Prototype Processing

U.C.C. Form F 130 (8/83) Green = Office Copy White = Applicant Copy Blue = Insp. ct. C

PLAN REVIEW AND INSPECTION — PLUMBING

DATE	JOB CONDITION/COMMENTS

JOB SUMMARY

- [ ] No Plans Required
- [ ] Plan Review Approved

Date: 11-13-86

Approved By: AC

INSPECTIONS FINAL

- [x] CO
- [ ] CCO
- [ ] CA

Date: 1/11/88

Inspected By: D Metcalf

INSPECTIONS

Type	Failure Dates			Approval Date
[x] Slab				7/22/87
[x] Rough				10/26/87
[ ] Water				
[ ] Sewer				
[ ] Energy				
[ ] Mechanical				
[ ] TCO				
[ ] Other				

U.C.C. Form F-130 (8/83)

TOWNSHIP OF BRICK

PLUMBING SUBCODE TECHNICAL SECTION

NEW JERSEY UNIFORM CONSTRUCTION CODE

PERMIT NO. _____
DATE ISSUED _____
REVISION DATE _____
Block 414 Lot 12
Subdivision _____

A. IDENTIFICATION

APPLICANT – *Complete unshaded areas only*

When changing contractors, notify this office

Owner Tice Construction
Address 16000 Hamburg Way
Tilton Land NJ
Tel. (609) 778-8897
Work Site Address Cedarbridge Line
Blvd

Contractor LEZGUS, INC.
Address 516 FISCHER BLVD.
TOMS RIVER, N.J.
Tel. ( ) 201-349-3322
Lic.No./Bus. Permit 4974
Federal Emp. No. 221-766-831

CERTIFICATION IN LIEU OF OATH:
(Complete for Minor Work and Small Job Only)

I hereby certify that the proposed work is authorized by the owner of record and I have been authorized by the owner to make this application as his agent.

AGENT SIGNATURE

B. TECHNICAL SITE DATA

List all fixtures

TYPE OF WORK: Store #1 "Color Tile"

No.	Fixture	Fee	No.	Fixture	Fee
	Water Closet/Bidet/Urinal	$		Garbage Disposal	$
	Bathtub			Air Conditioner Unit	
1	Lavatory/Sink	5.–		Indirect Connection	
	Shower/Floor Drain			Sewer Ejector	
	Washing Machine			Grease Trap	
	Dishwasher			Interceptor	
	Commercial Dishwasher			Backflow Device	
	Water Heater			Reduced Pressure Backflow Device	
	Domestic Boiler/ Furnace			Vent Stack	10 –
	Steam Boiler			Solar System	
	Water Util. Connection			Other	
	Sewer Util. Connection			Other	
	Hose Bibb			Other	
1	Water Cooler			Other	
	COLUMN 1	$ 5.–		COLUMN 2	$ 10.–

Fee	
COLUMN 1	$ 5.–
COLUMN 2	$ 10.–
SUBTOTAL	$
Minimum Plumbing Fee (If applicable)	$
Total Plumbing Fee *(Greater of Minimum or Subtotal)*	$ 15.–

C. PLUMBING CHARACTERISTICS

USE GROUP: _____ Present _____ Proposed

	Material	Size
Drainage –	PVC	4, 3, 2, 1½
Building Sewer –	PVC	4"
Water Service –	POLY	1"
Venting –	PVC	4, 3, 2, 1½

Estimated Cost of Plumbing Work: $ 22,510

D. COMMENTS

ADDITIONAL FEE

☐ Partial Releases ☐ Prototype Processing

U.C.C. Form F 130 (8/83) Green = Office Copy White = Applicant C Blue =

PLAN REVIEW AND INSPECTION — PLUMBING

DATE	JOB CONDITION/COMMENTS

JOB SUMMARY

☐ No Plans Required
☒ Plan Review Approved

Date: 6-30-87

Approved By: [signature]

INSPECTIONS FINAL

☐ CO ☐ CCO ☐ CA

Date: _____

Inspected By: _____

INSPECTIONS

Type	Failure Dates			Approval Date
☐ Slab				
☐ Rough				
☐ Water				
☐ Sewer				
☐ Energy				
☐ Mechanical			Gas	12/2/87 OK
☐ TCO				
☐ Other _____				

U.C.C. Form F-130 (8/83)

A-1

TOWNSHIP OF BRICK

PLUMBING SUBCODE TECHNICAL SECTION

NEW JERSEY UNIFORM CONSTRUCTION CODE

PERMIT NO. 7835
DATE ISSUED 3·087
REVISION DATE
Block 469 Lot 12
Subdivision

A. IDENTIFICATION

APPLICANT — *Complete unshaded areas only*

When changing contractors, notify this office

Owner: CEDAR BRIDGE ASSOC.
Address: 510 S. BURNT MILL RD. VOORHEES, N.J. 08043
Tel. (609) 425-1832
Work Site Address: 9-1

Contractor: Fimmu Irrigation Inc
Address: 516 Hartshorn Blvd Toms River NJ 08753
Tel. (201) 349-3322
Lic.No./Bus. Permit: 2714
Federal Emp. No.

CERTIFICATION IN LIEU OF OATH:
(Complete for Minor Work and Small Job Only)

I hereby certify that the proposed work is authorized by the owner of record and I have been authorized by the owner to make this application as his agent.

AGENT SIGNATURE

B. TECHNICAL SITE DATA

List all fixtures #2

TYPE OF WORK:

No.	Fixture	Fee	No.	Fixture	Fee
1	Water Closet/Bidet/Urinal	$ 5		Garbage Disposal	$
	Bathtub		1	Air Conditioner Unit	15
1	Lavatory/Sink	3		Indirect Connection	
1	Shower/Floor Drain	5		Sewer Ejector	
	Washing Machine			Grease Trap	
	Dishwasher			Interceptor	
	Commercial Dishwasher			Backflow Device	
1	Water Heater	3		Reduced Pressure Backflow Device	
1	Domestic Boiler/ Furnace	15	1	Vent Stack	10
	Steam Boiler		1	Solar System	
1	Water Util. Connection			Other GAS	15
1	Sewer Util. Connection			Other	
	Hose Bibb			Other	
	Water Cooler			Other	
	COLUMN 1	$ 35		COLUMN 2	$ 40

Fee	
COLUMN 1	$ 35
COLUMN 2	$ 40
SUBTOTAL	$
Minimum Plumbing Fee (If applicable)	$
Total Plumbing Fee (Greater of Minimum or Subtotal)	$ 75.-

12-21-11

C. PLUMBING CHARACTERISTICS

USE GROUP: _____ Present _____ Proposed

Drainage —	Material	PVC	Size	4-3-2-1 1/2
Building Sewer —	Material	PVC	Size	4
Water Service —	Material	PLASTIC	Size	1"
Venting —	Material	PVC	Size	2

Estimated Cost of Plumbing Work: $

D. COMMENTS

☐ Partial Releases ☐ Prototype Processing

PLAN REVIEW AND INSPECTION — PLUMBING

DATE	JOB CONDITION/COMMENTS

JOB SUMMARY

- ☐ No Plans Required
- ☐ Plan Review Approved

Date: 11-13-86

Approved By: AC

INSPECTIONS FINAL

☒ CO ☐ CCO ☐ CA

Date: 1/11/88

Inspected By: D Metcalf

INSPECTIONS

Type	Failure Dates			Approval Date
☒ Slab				7/22/87
☒ Rough				10/26/87
☐ Water				
☐ Sewer				
☐ Energy				
☐ Mechanical			Gas	12/1/87
☐ TCO				
☐ Other				

U.C.C. Form F-130 (8/83)

TOWNSHIP OF BRICK

Unit 8

PLUMBING SUBCODE TECHNICAL SECTION

NEW JERSEY UNIFORM CONSTRUCTION CODE

PERMIT NO. 9733
DATE ISSUED
REVISION DATE 2-5-88.
Block 469 Lot 12
Subdivision

A. IDENTIFICATION

APPLICANT – *Complete unshaded areas only*

When changing contractors, notify this office

Owner Cedarbridge Cos
Address 510 S. Burnt Mill Rd
Voorhees NJ 08043
Tel. (609) 428-1832
Work Site Address A8

Contractor Liggus Inc.
Address
Tel. ( )
Lic.No./Bus. Permit 2714
Federal Emp. No.

CERTIFICATION IN LIEU OF OATH:

(Complete for Minor Work and Small Job Only)

I hereby certify that the proposed work is authorized by the owner of record and I have been authorized by the owner to make this application as his agent.

AGENT SIGNATURE

B. TECHNICAL SITE DATA

List all fixtures

TYPE OF WORK:

No.	Fixture	Fee	No.	Fixture	Fee
1	Water Closet/Bidet/Urinal	$ 5		Garbage Disposal	$
	Bathtub		1	Air Conditioner Unit	15
1	Lavatory/Sink	5		Indirect Connection	
1	Shower/Floor Drain	5		Sewer Ejector	
	Washing Machine			Grease Trap	
	Dishwasher			Interceptor	
	Commercial Dishwasher			Backflow Device	
1	Water Heater	5		Reduced Pressure Backflow Device	
1	Domestic Boiler/ Furnace	15	1	Vent Stack	10
	Steam Boiler			Solar System	
	Water Util. Connection		1	Other GAS	15
	Sewer Util. Connection			Other	
	Hose Bibb			Other	
	Water Cooler			Other	
	COLUMN 1	$ 35		COLUMN 2	$ 40

Fee	
COLUMN 1	$ 35
COLUMN 2	$ 40
SUBTOTAL	$ 75.
Minimum Plumbing Fee (If applicable)	$
Total Plumbing Fee *(Greater of Minimum or Subtotal)*	$ 75.

C. PLUMBING CHARACTERISTICS

USE GROUP: _____ Present _____ Proposed

Drainage – Material _____ Size _____

Building Sewer – Material _____ Size _____

Water Service – Material _____ Size _____

Venting – Material _____ Size _____

Estimated Cost of Plumbing Work: $

D. COMMENTS

PG.

☐ Partial Releases ☐ Prototype Processing

U C C Form F-130 (8/83) Green = Office Copy White = Applicant Copy Blue = Inspector Copy

PLAN REVIEW AND INSPECTION — PLUMBING

DATE	JOB CONDITION/COMMENTS

JOB SUMMARY

☐ No Plans Required
☐ Plan Review Approved

Date: _____

Approved By: _____

INSPECTIONS FINAL

☐ CO ☐ CCO ☐ CA

Date: 1-11-88

Inspected By: DM

INSPECTIONS

Type	Failure Dates			Approval Date
☐ Slab				
☐ Rough				
☐ Water				
☐ Sewer				
☐ Energy				
☐ Mechanical				
☐ TCO				
☐ Other _____				

U.C.C. Form F-130 (8/83)

TOWNSHIP OF BRICK

Unit 9

PLUMBING SUBCODE TECHNICAL SECTION

NEW JERSEY UNIFORM CONSTRUCTION CODE

PERMIT NO. 9935
DATE ISSUED
REVISION DATE 2-5-88
Block 469 Lot 12
Subdivision

A. IDENTIFICATION

APPLICANT – *Complete unshaded areas only*

When changing contractors, notify this office

Owner Cedarbrake Assoc.
Address 510 S. Burnt Mill Rd.
Voorhees N.J. 08043
Tel. (609) 428-1835
Work Site Address A-9

Contractor Teagues.
Address
Tel. ( )
Lic.No./Bus. Permit 2714
Federal Emp. No.

CERTIFICATION IN LIEU OF OATH:

(Complete for Minor Work and Small Job Only)

I hereby certify that the proposed work is authorized by the owner of record and I have been authorized by the owner to make this application as his agent.

AGENT SIGNATURE

B. TECHNICAL SITE DATA

List all fixtures

TYPE OF WORK:

No.	Fixture	Fee	No.	Fixture	Fee
1	Water Closet/Bidet/Urinal	$ 5		Garbage Disposal	$
	Bathtub		1	Air Conditioner Unit	15
1	Lavatory/Sink	5		Indirect Connection	
1	Shower/Floor Drain	5		Sewer Ejector	
	Washing Machine			Grease Trap	
	Dishwasher			Interceptor	
	Commercial Dishwasher			Backflow Device	
1	Water Heater	5		Reduced Pressure Backflow Device	
1	Domestic Boiler/ Furnace	15	1	Vent Stack	10
	Steam Boiler			Solar System	
	Water Util. Connection			Other GAS	15
	Sewer Util. Connection			Other	
	Hose Bibb			Other	
	Water Cooler			Other	
	COLUMN 1	$ 35		COLUMN 2	$ 40

Fee	
COLUMN 1	$ 35
COLUMN 2	$ 40
SUBTOTAL	$ 75
Minimum Plumbing Fee (If applicable)	$
Total Plumbing Fee *(Greater of Minimum or Subtotal)*	$ 75

C. PLUMBING CHARACTERISTICS

USE GROUP: _____ Present _____ Proposed

Drainage – Material _____ Size _____

Building Sewer – Material _____ Size _____

Water Service – Material _____ Size _____

Venting – Material _____ Size _____

Estimated Cost of Plumbing Work: $

D. COMMENTS

Jol

☐ Partial Releases ☐ Prototype Processing

U C C Form F-130 (8/83) Green = Office Copy White = Applicant Copy Blue = Inspector Copy

PLAN REVIEW AND INSPECTION — PLUMBING

DATE	JOB CONDITION/COMMENTS

JOB SUMMARY

☐ No Plans Required
☐ Plan Review Approved

Date: _____

Approved By: _____

INSPECTIONS FINAL

☐ CO ☐ CCO ☐ CA

Date: 1-11-88

Inspected By: D.M

INSPECTIONS

Type	Failure Dates			Approval Date
☐ Slab				
☐ Rough				
☐ Water				
☐ Sewer				
☐ Energy				
☐ Mechanical				
☐ TCO				
☐ Other _____				

U.C.C. Form F-130 (8/83)

TOWNSHIP OF BRICK

Unit 10

PLUMBING SUBCODE TECHNICAL SECTION

NEW JERSEY UNIFORM CONSTRUCTION CODE

PERMIT NO. 7735
DATE ISSUED
REVISION DATE 2-5-88
Block 467 Lot 12
Subdivision

A. IDENTIFICATION

APPLICANT – *Complete unshaded areas only*

When changing contractors, notify this office

Owner Cedar Bridge Assoc.
Address 510 S. Burnt Mill Rd
Voorhees N.J. 08043
Tel. (609))
Work Site Address A-10

Contractor Vesgus.
Address DO
Tel. ( )
Lic.No./Bus. Permit 2714
Federal Emp. No.

CERTIFICATION IN LIEU OF OATH:
(Complete for Minor Work and Small Job Only)

I hereby certify that the proposed work is authorized by the owner of record and I have been authorized by the owner to make this application as his agent.

AGENT-SIGNATURE

B. TECHNICAL SITE DATA

List all fixtures

TYPE OF WORK:

No.	Fixture	Fee	No.	Fixture	Fee
1	Water Closet/Bidet/Urinal	$ 5		Garbage Disposal	$
	Bathtub		1	Air Conditioner Unit	15
1	Lavatory/Sink	5		Indirect Connection	
1	Shower/Floor Drain	5		Sewer Ejector	
	Washing Machine			Grease Trap	
	Dishwasher			Interceptor	
	Commercial Dishwasher			Backflow Device	
1	Water Heater	5		Reduced Pressure Backflow Device	
1	Domestic Boiler/ Furnace	15	1	Vent Stack	10
	Steam Boiler			Solar System	
	Water Util. Connection			Other GAS	15
	Sewer Util. Connection			Other	
	Hose Bibb			Other	
	Water Cooler			Other	
	COLUMN 1	$ 35 –		COLUMN 2	$ 40

Fee	
COLUMN 1	$ 35
COLUMN 2	$ 40
SUBTOTAL	$ 75
Minimum Plumbing Fee (If applicable)	$
Total Plumbing Fee *(Greater of Minimum or Subtotal)*	$ 75

C. PLUMBING CHARACTERISTICS

USE GROUP: _____ Present _____ Proposed

Drainage – Material _____ Size _____
Building Sewer – Material _____ Size _____
Water Service – Material _____ Size _____
Venting – Material _____ Size _____
Estimated Cost of Plumbing Work: $

D. COMMENTS

Pd.

☐ Partial Releases ☐ Prototype Processing

U C C Form F 130 (8/83) Green = Office Copy White = Applicant Copy Blue = Inspector Copy

PLAN REVIEW AND INSPECTION — PLUMBING

DATE	JOB CONDITION/COMMENTS

JOB SUMMARY

☐ No Plans Required
☐ Plan Review Approved

Date: _____

Approved By: _____

INSPECTIONS FINAL

☐ CO ☐ CCO ☐ CA

Date: 1-11-88

Inspected By: D.M.

INSPECTIONS

Type	Failure Dates			Approval Date
☐ Slab				
☐ Rough				
☐ Water				
☐ Sewer				
☐ Energy				
☐ Mechanical				
☐ TCO				
☐ Other _____				

U.C.C. Form F-130 (8/83)

FROM: **PACE ASSOCIATES, INC.**
20000 Horizon Way
Mount Laurel, New Jersey 08054
(609) 778-8897

RECEIVED
MAY 19 1987
DIV. OF INSPECTION

LETTER OF TRANSMITTAL

TO: Township of Brick - Building Inspector
ADDRESS: 401 Chambers Bridge Rd.
CITY: Brick, NJ 08723
ATTENTION:

DATE: 5/18/87 JOB. NO.: 61
RE: Towne Hall Shoppes

PLEASE BE ADVISED:

WE ARE SENDING YOU ☐ ATTACHED ☐ UNDER SEPARATE COVER VIA _____ THE FOLLOWING:

☐ PRINTS ☐ PLANS ☐ SHOP DRAWINGS ☐ SAMPLES ☐ SPECIFICATIONS
☐ CONTRACT ☐ PURCHASE ORDER ☐ PHOTOGRAPHS ☐ COPY OF LETTER ☐ CHANGE ORDER
☐ _____

	NO.	DATE	COPIES	DESCRIPTION
1			1	Addenda to Soil Report #13373
2			1	Testing Report #13754
3				
4				
5				
6				
7				

THESE ARE BEING TRANSMITTED AS INDICATED BELOW:

☐ AS REQUESTED ☐ APPROVED AS IS ☐ CERTIFICATE OF INSURANCE REQUESTED
☐ FOR APPROVAL ☐ APPROVED WITH CORRECTIONS ☐ SIGNATURE REQUESTED
☐ FOR YOUR USE ☐ RETURNED WITH CORRECTIONS ☐ RETURNED AFTER LOAN TO US
☐ FOR YOUR COMMENTS ☐ RESUBMIT _____ COPIES FOR APPROVAL ☐ _____
☐ FOR BID(S) DUE _____

COMMENTS: _____

SIGNED: Eileen Frank

WHITE – ORIGINAL COPY YELLOW – DUPLICATE COPY PINK – FIELD COPY

D.8.15

DAILY/WEEKLY INSPECTOR'S REPORT

FOR THE DAY/WEEK OF: 1-29-88 INSPECTOR: Edward Lizzio

DATE	TIME	PERMIT NO.	BLOCK	LOT	OWNER/AGENT	CONSTRUCTION LOCATION	INSPECTION RESULTS Passed	Failed	Not Done	COMMENTS
			469	12	Pace assoc	Bldg Footing	X			
			547	2-3	515 Brick Blvd	foundation footers	X			
	Complaint				10 Glandes ct	Lovers —	X		there is Vents	

CUT-IN-CARD

MUNICIPALITY Brick

LOCATION Cedar Bridge Ave BLK 670 LOT 9

UTILITY CO PP

OWNER Paul Assoc. OCCUPANT Store # A-1

"Installation in the above premises has been inspected and is in accordance with N.E.C, utility and DCA requirements."

☑ FINAL ☐ TEMPORARY This approval void after _____ days

SERVICE 100 amp RANGE _____ WATER HEATER —

AIR COND — ELECT HEAT _____ MISC —

COMMENTS _____

DATE 1-5-88 PERMIT # 2225 INSPECTOR [illegible]

Elec. 104 Insp. Lic# 195

P 12-2-87

---

92 Store #2A

CUT-IN-CARD

MUNICIPALITY Brick

LOCATION — UTILITY CO PP

Cedar Bridge Ave BLK 670 LOT 9

OWNER Paul Assoc. OCCUPANT _____

"Installation in the above premises has been inspected and is in accordance with N.E.C, utility and DCA requirements."

☑ FINAL ☐ TEMPORARY This approval void after _____ days

SERVICE 100 amp RANGE _____ WATER HEATER —

AIR COND — ELECT HEAT _____ MISC —

COMMENTS —

DATE 1-5-88 PERMIT # 2224 INSPECTOR [illegible]

Elec. 104 Insp. Lic# 195

P 12-2-87

CUT-IN-CARD

MUNICIPALITY Brick

LOCATION Cedar Bridge Ave BLK 670 LOT 9 UTILITY CO PP

OWNER Pore assoc. OCCUPANT Stine #A-3

"Installation in the above premises has been inspected and is in accordance with N.E.C, utility and DCA requirements."

☑ FINAL ☐ TEMPORARY This approval void after 0 days

SERVICE 100 amp RANGE WATER HEATER

AIR COND ELECT HEAT MISC

COMMENTS

DATE 1-15-88 PERMIT # 2227 INSPECTOR

Elec. 104 P12-2-87 Insp. Lic # 145

CUT-IN-CARD

MUNICIPALITY Brick

LOCATION Cedar Bridge Ave BLK 670 LOT 9 UTILITY CO PP

OWNER Pore assoc OCCUPANT Stine #A-4

"Installation in the above premises has been inspected and is in accordance with N.E.C, utility and DCA requirements."

☑ FINAL ☐ TEMPORARY This approval void after 0 days

SERVICE 100 amp RANGE WATER HEATER

AIR COND ELECT HEAT MISC

COMMENTS

DATE 1-15-88 PERMIT # 2228 INSPECTOR

Elec. 104 P12-2-87 Insp. Lic # 145

CUT-IN-CARD

MUNICIPALITY B.T.

LOCATION Cedar Bridge Ave & Brick Blvd BLK 670 LOT 9

UTILITY CO P.P.

OWNER Pace Associates OCCUPANT Store A-5

"Installation in the above premises has been inspected and is in accordance with N.E.C, utility and DCA requirements."

☒ FINAL ☐ TEMPORARY This approval void after _____ days

SERVICE 100 A. 2φ RANGE _____ WATER HEATER _____

AIR COND ✓ ELECT HEAT ✓ MISC _____

COMMENTS Shell only - Doesn't include Sign -

DATE 1-25-88 PERMIT# 02229 INSPECTOR B. Kochis

Elec. 104 P. 12-2-87 Insp. Lic# 24

CUT-IN-CARD

MUNICIPALITY Brick

LOCATION Cedar Bridge Ave BLK 670 LOT 9

UTILITY CO PP

OWNER Pace Assoc. OCCUPANT Store # A-6

"Installation in the above premises has been inspected and is in accordance with N.E.C, utility and DCA requirements."

☑ FINAL ☐ TEMPORARY This approval void after _____ days

SERVICE 100 amp RANGE _____ WATER HEATER ✓

AIR COND ✓ ELECT HEAT _____ MISC ✓

COMMENTS _____

DATE 1-15-88 PERMIT# 2230 INSPECTOR M Tarlis

Elec. 104 P 12-2-87 Insp. Lic# 195

CUT-IN-CARD

MUNICIPALITY B.T.

LOCATION UTILITY CO P.P.

Cedar Bridge & Brick Blvd. BLK 1070 LOT 9

OWNER Pace Associates Inc OCCUPANT Store A7

"Installation in the above premises has been inspected and is in accordance with N.E.C, utility and DCA requirements."

☑ FINAL ☐ TEMPORARY This approval void after _____ days

SERVICE 100A 3 ϕ RANGE _____ WATER HEATER _____

AIR COND 2 ELECT HEAT ✓ MISC 2

COMMENTS Shell only.

Doesn't include Sign.

DATE 1-25-88 PERMIT # 12281 INSPECTOR R. Kochis

Elec. 104 P. 12-2-87 Insp. Lic# 24

CUT-IN-CARD

MUNICIPALITY B.T.

LOCATION UTILITY CO P.P.

990 Cedar Bridge Ave. BLK _____ LOT _____

OWNER Pace Asso. OCCUPANT Store A 8

"Installation in the above premises has been inspected and is in accordance with N.E.C, utility and DCA requirements."

☑ FINAL ☐ TEMPORARY This approval void after _____ days

SERVICE 100 A 3 ϕ RANGE ✓ WATER HEATER _____

AIR COND 2 ELECT HEAT ✓ MISC _____

COMMENTS Shell only.

DATE 1-21-88 PERMIT # 17780 INSPECTOR R. Kochis

Elec. 104 P. 12-11-87 Insp. Lic# 24

CUT-IN-CARD

MUNICIPALITY B.T.

LOCATION 990 Cedar Bridge Ave. UTILITY CO PP

BLK 469 LOT 12

OWNER Pace Assoc. OCCUPANT Store A-9

"Installation in the above premises has been inspected and is in accordance with N.E.C, utility and DCA requirements."

☑ FINAL ☐ TEMPORARY This approval void after _____ days

SERVICE 100 A 3φ RANGE _____ WATER HEATER _____

AIR COND ✓ ELECT HEAT ✓ MISC _____

COMMENTS _____

DATE 1-21-88 PERMIT# 17778 INSPECTOR R. Kirchner

P. 12-11-87 Insp. Lic# 74

Elec. 104

CUT-IN-CARD

MUNICIPALITY B.T.

LOCATION 990 Cedar Bridge Ave. UTILITY CO PP

BLK 462 LOT 12

OWNER Pace Assoc. OCCUPANT Store A10

"Installation in the above premises has been inspected and is in accordance with N.E.C, utility and DCA requirements."

☑ FINAL ☐ TEMPORARY This approval void after _____ days

SERVICE 100 A 3φ RANGE _____ WATER HEATER _____

AIR COND ✓ ELECT HEAT ✓ MISC _____

COMMENTS _____

DATE 1-21-88 PERMIT# 17779 INSPECTOR R. Kirchner

P. 12-11-87 Insp. Lic# 74

Elec. 104

THE BRICK TOWNSHIP
MUNICIPAL UTILITIES AUTHORITY

1551 HIGHWAY 88 WEST
BRICK, NEW JERSEY 08724

CERTIFICATE OF COMPLIANCE

Date ....1/20/88.....

NAME ...Cedar Bridge Associates.....

ADDRESS ..510 So. Burnt Mill Rd. Voorhees, N.J. 08043

PROPERTY LOCATION...990 Cedar Bridge Ave. A8.....

Account No...I398476..... Block .670..... Lot..19.....

I hereby certify that the above applicant has complied with all rules and Regulations of this Authority and has paid all required fees and charges.

For the Authority ....Patti Evan

THE BRICK TOWNSHIP
MUNICIPAL UTILITIES AUTHORITY

1551 HIGHWAY 88 WEST
BRICK, NEW JERSEY 08724

CERTIFICATE OF COMPLIANCE

Date 1-20-88

NAME Cedar Bridge Associates

ADDRESS 510 So. Burnt Mill Rd. Voorhees, N.J. 08043

PROPERTY LOCATION 990 Cedar Bridge Ave. A1

Account No. I398400 Block 670 Lot 19

I hereby certify that the above applicant has complied with all rules and Regulations of this Authority and has paid all required fees and charges.

For the Authority Patti Evan

THE BRICK TOWNSHIP
MUNICIPAL UTILITIES AUTHORITY

1551 HIGHWAY 88 WEST
BRICK, NEW JERSEY 08724

CERTIFICATE OF COMPLIANCE

Date 1-20-88

NAME Cedar Bridge Associates

ADDRESS 510 So. Burnt Mill Rd. Voorhees, N.J. 08043

PROPERTY LOCATION 990 Cedar Bridge Ave. A2

Account No. I398418 Block 670 Lot 19

I hereby certify that the above applicant has complied with all rules and Regulations of this Authority and has paid all required fees and charges.

For the Authority Patti Evan

THE BRICK TOWNSHIP
MUNICIPAL UTILITIES AUTHORITY

1551 HIGHWAY 88 WEST
BRICK, NEW JERSEY 08724

CERTIFICATE OF COMPLIANCE

Date 1-20-88

NAME Cedar Bridge Associates

ADDRESS 510 So. Burnt Mill Rd. Voorhees, N.J. 08043

PROPERTY LOCATION 990 Cedar Bridge Ave. A3

Account No. 1398426 Block 670 Lot 19

I hereby certify that the above applicant has complied with all rules and Regulations of this Authority and has paid all required fees and charges.

For the Authority Patti Evan

THE BRICK TOWNSHIP
MUNICIPAL UTILITIES AUTHORITY

1551 HIGHWAY 88 WEST
BRICK, NEW JERSEY 08724

CERTIFICATE OF COMPLIANCE

Date 1-20-88

NAME Cedar Bridge Associates

ADDRESS 510 So. Burnt Mill Rd. Voorhees, N.J. 08043

PROPERTY LOCATION 990 Cedar Bridge Ave. A4

Account No. I398434 Block 670 Lot 19

I hereby certify that the above applicant has complied with all rules and Regulations of this Authority and has paid all required fees and charges.

For the Authority Patti Evan

THE BRICK TOWNSHIP
MUNICIPAL UTILITIES AUTHORITY

1551 HIGHWAY 88 WEST
BRICK, NEW JERSEY 08724

CERTIFICATE OF COMPLIANCE

Date 1-20-88

NAME Cedar Bridge Associates

ADDRESS 510 So. Burnt Mill Rd. Voorhees, N.J. 08043

PROPERTY LOCATION 990 Cedar Bridge Ave. A5

Account No. I398442 Block 670 Lot 19

I hereby certify that the above applicant has complied with all rules and Regulations of this Authority and has paid all required fees and charges.

For the Authority Patti Evan

THE BRICK TOWNSHIP
MUNICIPAL UTILITIES AUTHORITY

1551 HIGHWAY 88 WEST
BRICK, NEW JERSEY 08724

CERTIFICATE OF COMPLIANCE

Date ....1/20/88.....

NAME ...Cedar Bridge Associates.....

ADDRESS ..510 So. Burnt Mill Rd. Voorhees, N.J. 08043

PROPERTY LOCATION...990 Cedar Bridge Ave. A6.....

Account No...I398450..... Block ..670..... Lot..19.....

I hereby certify that the above applicant has complied with all rules and Regulations of this Authority and has paid all required fees and charges.

For the Authority ...Patti Evan

THE BRICK TOWNSHIP
MUNICIPAL UTILITIES AUTHORITY

1551 HIGHWAY 88 WEST
BRICK, NEW JERSEY 08724

CERTIFICATE OF COMPLIANCE

Date 1/20/88

NAME Cedar Bridge Associates

ADDRESS 510 So. Burnt Mill Rd. Voorhees, N.J. 08043

PROPERTY LOCATION 990 Cedar Bridge Ave. A7

Account No. I398468 Block 670 Lot 19

I hereby certify that the above applicant has complied with all rules and Regulations of this Authority and has paid all required fees and charges.

For the Authority Patti Evan

BUILDING "A"
990 CEDARBRIDGE AVE.

PLUMBING & MECHANICAL CHECK LIST

TAYLOR works for Lezzqus

TECHNICAL SECTION INCOMPLETE

X PLUMBER'S IDENTIFICATION & SEAL DIFFERENT PLUMBER ON ISOMETRIC AND TECH. SECTION

X ISOMETRIC SKETCH

LIST OF EXISTING FIXTURES

X GAS PIPING LAYOUT WITH APPLIANCE RATINGS (on prints)

SIZE OF EXISTING HEATING UNIT

~~X BROCHURE FOR HEATING UNIT~~

~~X HEAT LOSS~~

OTHER

PLUMBING & MECHANICAL CHECK LIST

TECHNICAL SECTION INCOMPLETE

PLUMBER'S IDENTIFICATION & SEAL

X ISOMETRIC SKETCH

LIST OF EXISTING FIXTURES

X GAS PIPING LAYOUT WITH APPLIANCE RATINGS (on prints)

SIZE OF EXISTING HEATING UNIT

BROCHURE FOR HEATING UNIT

HEAT LOSS

OTHER

03-1-87

PACE ASSOCIATES INC.

Check No. | Date

Vendor

510 SO. BURNT MILL RD.
VOORHEES, N.J. 08043

INVOICE NUMBER	INVOICE DATE	INVOICE DESCRIPTION	GROSS AMOUNT	DISCOUNTS, RETENTIONS, PAYMENTS TO DATE	NET AMOUNT THIS CHECK
	61	Building Permits	8,308.80		

TOTALS → GROSS AMOUNT NET AMOUNT

PACE ASSOCIATES INC.

Check No. | Date

Vendor

510 SO. BURNT MILL RD.
VOORHEES, N.J. 08043

INVOICE NUMBER	INVOICE DATE	INVOICE DESCRIPTION	GROSS AMOUNT	DISCOUNTS, RETENTIONS, PAYMENTS TO DATE	NET AMOUNT THIS CHECK
	3/5/87	61	853.02		853.02

	GROSS AMOUNT	NET AMOUNT
TOTALS →		$853.02

INSPECTOR: F DUDDY

DATE: 4/5/88

JOB: SLOANE ASSOCIATES

SECTION:

P61634

TYPE OF WORK: C.O. INSPECTION

WEATHER: CLEAR

LOCATION: BRICK BLVD + CEDARBRIDGE

TEMPERATURE: 60°

BLOCK: 683-1

LOT:

ENGINEERING RECOMMENDATIONS FOR CERTIFICATE OF OCCUPANCY INSPECTION CHECK LIST

ITEMS TO BE COMPLETED	COMPLETED	DEFICIENT
1. Driveway	✓	
2. Grading	✓	
3. Sidewalk	✓	
4. Road Pavement	✓	
5. Landscaping & Sodding	✓	
6. Clean-up Procedures	✓	
7. Note on going construction in immediate area	✓	
8. Safety	BUILDING "B" AREA UNDER CONSTRUCTION	

COMMENTS REFERENCING ITEM NUMBER:

BUILDING "A" ONLY

OK 4/7/88

RECOMMENDATIONS:

☐ TEMP. C.O.

☒ FINAL C.O.

☐ DETAILED REINSPECTION

☐ HOLD INSPECTION UNTIL LOT ELEVATION FIELD VERIFIED

[ ] PLANNING BOARD ENGINEER

[ ] MUNICIPAL ENGINEER

4-7-88

I _____, Authorized representative of _____, hereby acknowledge the above deficiencies, and further realize that the Certificate of Occupany will be conditioned upon the acceptable resolution thereof within _____ days of the issuance of Certificate of Occupancy.

INSPECTOR: F. DUDDY

DATE: 1/29/88

JOB: CEDARBRIDGE ASSOCIATES

SECTION: PB1634

TYPE OF WORK: C.O. INSPECTION

WEATHER: CLEAR

LOCATION: BRICK BLVD + CEDARBRIDGE

TEMPERATURE: 35°

BLOCK: 683-1

LOT:

ENGINEERING RECOMMENDATIONS FOR CERTIFICATE OF OCCUPANCY INSPECTION CHECK LIST

ITEMS TO BE COMPLETED	COMPLETED	DEFICIENT
1. Driveway	✓	
2. Grading	✓	
3. Sidewalk	✓	
4. Road Pavement	✓	
5. Landscaping & Sodding	✓	
6. Clean-up Procedures	✓	
7. Note on going construction in immediate area	✓	
8. Safety	BUILDING "B" AREA UNDER CONSTRUCTION	

COMMENTS REFERENCING ITEM NUMBER:

Building "A" AREA Only copy attached
Building "B" AREA Closed TO PUBLIC

ok 4P
1/29/88

RECOMMENDATIONS:

☒ TEMP. C.O.

☐ FINAL C.O.

☐ DETAILED REINSPECTION

☐ HOLD INSPECTION UNTIL LOT ELEVATION FIELD VERIFIED

[ ] PLANNING BOARD ENGINEER

[signature] MUNICIPAL ENGINEER
1-29-88

I _____, Authorized representative of _____, hereby acknowledge the above deficiencies, and further realize that the Certificate of Occupany will be conditioned upon the acceptable resolution thereof within _____ days of the issuance of Certificate of Occupancy.

New Jersey Natural Resources Conservation Program

OCEAN COUNTY SOIL CONSERVATION DISTRICT

6 Mott Place, CN 2191, Toms River, NJ 08754
Telephone: 201-244-7048

RECEIVED
AUG 9 1989
DIV. OF INSPECTION

REPORT OF COMPLIANCE

TO: CONSTRUCTION CODE OFFICIAL MUNICIPALITY: BRICK TOWNSHIP

PROJECT: Cedar Bridge Plaza - ALL UNITS SCD NO.: 2276

BLOCK NO.(s) 469 LOT NO.(s) 12

670 9, 19, 20, 21, 22, & 26

Complete Compliance ☒ Temporary Compliance ☐

BLOCK NO.	LOT NO.	CONDITIONS
		The applicant shall remain responsible for proper stabilization of all areas until final bond release by the municipality.
		Applicant shall remain responsible to complete construction of additional parking spaces as directed by the municipality. all areas disturbed during the construction of additional parking spaces will be permanently stabilized as per the certified plan.
		Total Fees Due: $ X

This verifies that the soil erosion and sediment control measures for the above designated block and lot numbers are in compliance to the extent indicated above with the soil erosion and sediment control plan as certified by the Ocean County Soil Conservation District and required by Chapter 251, P.L. 1975 as amended, the Soil Erosion and Sediment Control Act. (N.J.S.A. 4:24-39 et. seq.)

AGENT RESPONSIBLE FOR PROJECT:

AUTHORIZED DISTRICT SIGNATURE: Kerry Zenner

Date: 8/8/89

Distribution: White-Township Canary-Applicant Pink-District

A4687

TOWNSHIP OF BRICK

OCEAN COUNTY, NEW JERSEY
401 CHAMBERS BRIDGE ROAD, BRICK, N. J. 08723

Department of Engineering

Robert H. Chankalian, P.E.
Business Administrator/Municipal Engineer
(201) 477-3000, ext. 201

Jerome J. Tansey, P.E.
Acting Municipal Engineer
Richard E. Garnett, L.S., P.P.
Municipal Surveyor/Planner
(201) 477-3000

Date 1/29/88

APPLICANT

NAME PACE ASSOC.
ADDRESS 20,000 HORIZON WAY
TOWN/STATE/ZIP MT. LAUREL, N.J. 08054

BUYER(S)

NAME PACE ASSOC.
ADDRESS 20,000 HORIZON WAY
TOWN/STATE/ZIP MT. LAUREL, N.J.

BLOCK 683 LOT 1

Property located at: 990 CEDAR BRIDGE AVE. BRICK, N.J.

I, RICHARD A. LEMM JR. (Applicant) am being given a Certificate of Occupancy with the understanding that I must correct the following conditions on/before April 15, 1988 and subject to inspection by the Township Engineer.

I, RICHARD A. LEMM JR. (Applicant) am also aware that I will have to forfeit the Certificate of Occupancy if I do not comply with the conditions by said date.

I, R. C. Lemm Jr. (Buyer(s)) am aware and hereby give my approval to the conditions outlines below.

CONDITIONS: Building A only.

R. C. Lemm Jr. 2/4/88
Signature of Applicant Date

R. C. Lemm Jr. 2/4/88
Signature of Buyer(s) Date

Arthur J. Cerzosky 2/4/88
Construction Official Date

Jerome J. Tansey 2/4/88
Township Engineer or Assistant Engineer Date

REPORT OF

SOIL & FOUNDATION

INVESTIGATION

FOR

PROPOSED BRICK/CEDAR SHOPPING CENTER
BLOCK 469 - LOT 12
BLOCK 670 - LOTS 9, 19, 20, 21, 22 & 26
BRICK TOWNSHIP, OCEAN COUNTY, NJ

FOR

DEVELOPMENT EAST REAL ESTATE COMPANY
510 SOUTH BURNT MILL ROAD
VOORHEES, NJ 08043

BY

L. J. RUSCIANI ASSOCIATES, INC.
STATE HIGHWAY 73 & CHESTNUT AVENUE
BERLIN, NJ 08009

LJR #13373

DECEMBER 16, 1985

BY Leonard J. Rusciani

Leonard J. Rusciani, P.E.
N.J. LICENSE NO. 10425

L. J. Rusciani Associates Inc.

CONSULTING ENGINEERS • MATERIALS ENGINEERING & TESTING SERVICES

State Highway 73 & Chestnut Avenue, Berlin, New Jersey 08009 (609) 767-2323

LJR #13373

December 16, 1985

Development East Real Estate Company
510 South Burnt Mill Road
Voorhees, NJ 08043

Att: Jack King

Re: Proposed Brick/Cedar Shopping Center
Block 469 - Lot 12
Block 670 - Lots 9, 19, 20, 21, 22 & 26
Brick Township, Ocean County, NJ

Dear Sir:

In accordance with your request we have completed an investigation of the soils for the referenced project.

It is our understanding that the structures will be one-story structural steel framed, masonry wall bearing structures.

LOCATION AND SURFACE CONDITIONS:

The proposed site is located at the northeast corner of Cedar Bridge Avenue and Brick Boulevard in Brick Township, Ocean County, N.J. The overall site contains 19± acres of land.

The surface of the site is varied. The southwestern most portion at the intersection of Brick Boulevard and Cedar Bridge Avenue is fairly level and sloping up from street grade. The balance of the land area to the south of the Cedar Bridge Branch of the Metedeconk River has been extensively filled to a level at or near street grade with higher elevations of fill toward the north or rear. The eastern portion of the land south of the River is low-lying land.

The land north of the River is in a native, "raw" state and is wooded and low lying.

The area north of the River is approximately 5 acres. The area south of the River is approximately 14 acres.

FIELD INVESTIGATION:

The site was examined by a Soils Engineer. We conducted eight standard penetration borings and twenty-two probes at the site. Borings and probes were advanced at the locations shown on the attached Boring Location Plan. The borings marked "B" were made at the proposed building corners. The probes marked "P" were made to try to determine the depth and extent of the buried trash.

Subject borings were carried down 20 to 25 feet. The probes were advanced 10' to 23'-6" to determine the depth of trash.

Copies of the driller's logs are enclosed with this report.

LABORATORY WORK:

All soil samples from the structural borings were returned to our laboratory and examined to check the field classifications. All of the classifications were verified in the laboratory and bearing values evaluated. The limits of the trash were determined in the field by the probes and indicated on the Boring Location Plan.

SUBSURFACE CONDITIONS:

There are two to four prinicipal soil strata in the area and to the depth studied in this Boring Program.

There are one to three soil strata in the area covered by the probes.

The principal strata within the building footprint are listed below with their respective states of density. Borings #B-1, #B-2 and #B-3 and Probes #P-1, #P-2 and #P-3 indicate good soil conditions in the area covered by the 16,400 sq. ft. building. Those strata are listed below:

PRINCIPAL SOIL STRATA: 16,400 Sq. Ft. Building

STRATUM	SOIL TYPE	THICKNESS	DESCRIPTION
I	Brown to coarse sand, some pea gravel	2' to 4'	Firm to compact
II	Brown fine to coarse sand, some silt and clay	3'	Firm to compact
III	Brown fine to coarse sand, some silt	6' to 14'	Firm to compact
IV	Brown fine to medium silty sand	7' to 9'	Firm to compact

34,400 Sq. Ft. Building

STRATUM	SOIL TYPE	THICKNESS	DESCRIPTION
I	Miscellaneous fill, dark grey and brown fine to coarse sand some gravel, wood, metal and glass	16' to 18'-6"	Very loose to firm
II	Brown fine to coarse sand, trace of gravel, silt and clay	4' Plus	Loose to very compact
III	Brown fine silty sand	3' Plus	Compact to very compact

GROUNDWATER:

Groundwater was not encountered in Borings #1, #2 and #3. Groundwater was encountered in Borings #4, #5, #6, #7 and #8 at depths ranging from 3'-0" to 14'-0" below existing grade.

ENGINEERING EVALUATION:

The site examination by a Soils Engineer and the test borings indicate that the subsurface conditions on this site are favorable for the construction of the proposed structure in the 16,400 sq. ft. building. There must be a soil exchange under the footings for the 34,400 sq. ft. building as described below.

The subsoils are capable of supporting proposed loads under the 16,400 sq. ft. building without modification, however there must be some modification under the 34,400 sq. ft. building. Groundwater will not pose a problem during construction.

FOUNDATION RECOMMENDATION:

The proposed 16,400 sq. ft. structure may be supported on spread or strip footings founded three feet below finish grade. The footings for the 34,400 sq. ft. building will have to be undercut six feet below finish grade and two times the footing width. Three feet of granular select fill shall be placed under the footings in 6" layers and compacted to 98% of maximum modified density as measured by ASTM D-1557. All soils work shall be done in the presence of a representative of the Soils Engineer who shall also verify all footing bottom bearing values in both buildings.

A soil bearing capacity of 4000 psf may be used for the bearing value of the soil at bottom of footings.

Floor slabs may be placed on natural soils or compacted fills that are compacted to 95% of maximum density as measured by ASTM D-1557.

PAVEMENT DESIGN:

Pavement, either flexible or plain concrete, may be installed over existing subbase which has been proofrolled and compacted to 90% of maximum density as measured by ASTM D-1557.

LIMITATIONS:

The above recommendations, which have been prepared in accordance with standard soils and foundation engineering practice, are based on the conditions encountered in the soil borings. It should be noted that, although soil quality and properties have been inferred by interpolation of the test boring data, subsurface conditions between test borings are, in fact, unknown. As a result, these recommendations may require modification based on conditions encountered and exposed during excavation and construction.

Should any conditions be encountered during construction that differ from those described in this report, this office should be notified immediately in order that we may review and, if necessary, modify the recommendations contained herein. The cost for such additional review and investigation is not a part of our existing agreement.

In the event that any changes in the nature of design or location of these structures are planned, the conclusions and recommendations contained in this report shall not be considered valid unless such changes are reivewed and conclusions of this report modified and verified in writing by L. J. Rusciani Associates, Inc.

We appreciate the opportunity to be of service to you. If you have any questions or require any additional information regarding this report, please do not hesitate to contact us.

Respectfully submitted,
L. J. RUSCIANI ASSOCIATES, INC.

Leonard J. Rusciani

Leonard J. Rusciani, P.E.

LJR/er

c: Client (3)

Enclosures: Borings Logs (8); Probes (22)
Sketch of Boring Locations (1)

L. J. RUSCIANI ASSOCIATES INC.
State Hwy. 73 & Chestnut Avenue
BERLIN, NEW JERSEY 08009

TEST BORINGS

Boring No. B#1

Sheet No. 1 of 1

Project SHOPPING CENTER LOT 12
Location BRIDGE AVE. BRICK TWP N.J CEDAR
Ground Surface Elev.

Client
Date Started 12-4-85 Completed 12-4-85
Driller JB ROBINS
Helper
Inspector

Ground Water Data			
Depth	Hour	Date	Hrs. After completion
DRY AT 11.6' CAVED		12-4	10 MIN.

A - Method of Advancing Boring		Depth
1	AUGERS	0 to 18.6'
2	2" SAMPLE SPOON	18.6' to 20'
		to
		to
		to

Depth	A	Sample No.	Sample Depth	Sample N	Soil Classification	Remarks
		S-1	0'-2'	9-15-17-20	BROWN FINE TO MEDIUM SAND & PEA GRAVEL 4'	
		S-2	2'-4'	26-38-40-41		
5		S-3	4'-6'	40-39-52-44	BROWN FINE TO COARSE SAND, SOME SILT & CLAY 7'	
10		S-4	8.6'-10'	21-20-23	BROWN FINE TO COARSE SAND, SOME SILT 13'	
15		S-5	13.6'-15'	18-15-10	BROWN SOME GRAY FINE SILTY SAND TRACE OF CLAY	MOTTLING
20		S-6	18.6'-20'	10-9-10	20'	
25						
30						
35						
40						

S - 2" O.D. Split Spoon Sample
U - Undisturbed Sample, 3" Diameter
— Core Drilling
N - Standard Penetration Resistance per 6" (140 lb hammer, 30" drop)
N.R. - No Recovery

Where water levels are shown, they are those observed at the times noted & may not be indicative of daily or seasonal variations in the ground water level.

The boring results represent sub-surface conditions at the boring locations only & are not necessarily representative of conditions at other locations.

L. J. RUSCIANI ASSOCIATES INC.
State Hwy. 73 & Chestnut Avenue
BERLIN, NEW JERSEY 08009

TEST BORINGS

Boring No. B #2
Sheet No. 1 of 1

Project SHOPPING CENTER LOT 12
Location BRIDGE AVE BRICK TWP N.J., CEDAR
Ground Surface Elev.

Client
Date Started 12-4-85 Completed 12-4-85
Driller B ROBINS
Helper
Inspector

Ground Water Data			
Depth	Hour	Date	Hrs. After completion
DRY AT 10' CAVED		12-4	10 MIN.

	A - Method of Advancing Boring	Depth
1	AUGERS	0 to 18'6"
2	2" SAMPLE SPOON	18'6" to 20'
		to
		to
		to

Depth	A	Sample No.	Sample Depth	N	Soil Classification	Remarks
		S-1	0'-2'	8-11-14-16	BROWN FINE TO COARSE SAND	
		S-2	2'-4'	21-24-26-18	4'	
5		S-3	4'-6'	22-11-13-10		
10		S-4	8'6"-10'	10-12-17	BROWN FINE TO COARSE SAND, TRACE OF SILT	
15		S-5	13'6"-15'	15-17-18		
20		S-6	18'6"-20'	16-15-21	20'	S #6 moist
25						
30						
35						
40						

S - 2" O.D. Split Spoon Sample
U - Undisturbed Sample, 3" Diameter
— Core Drilling
N - Standard Penetration Resistance per 6" (140 lb hammer, 30" drop)
N.R. - No Recovery

Where water levels are shown, they are those observed at the times noted & may not be indicative of daily or seasonal variations in the ground water level.

The boring results represent sub-surface conditions at the boring locations only & are not necessarily representative of conditions at other locations.

L. J. RUSCIANI ASSOCIATES INC.
State Hwy. 73 & Chestnut Avenue
BERLIN, NEW JERSEY 08009

TEST BORINGS

Boring No. B#3

Sheet No. 1 of 1

Project SHOPPING CENTER LOT 12
Location BRIDGE AVE. BRICK TWP. N.J. CEDAR
Ground Surface Elev.

Client
Date Started 12-6-85 Completed 12-6-85
Driller B ROBINS
Helper
Inspector

Ground Water Data			
Depth	Hour	Date	Hrs. After completion
DRY AT 11' CAVED		12-6	10 MIN.

	A - Method of Advancing Boring	Depth
1	AUGERS	0 to 18'6"
2	2" SAMPLE SPOON	18'6" to 20'
		to
		to
		to

Depth	A	Sample No.	Sample Depth	Sample N	Soil Classification	Remarks
		S-1	0'-2'	9-15-16-18	BROWN FINE TO 2' COARSE SAND	
		S-2	2'-4'	12-24-36-40		
5		S-3	4'-6'	26-37-46-43	BROWN FINE TO COARSE SAND, TRACE OF GRAVEL	
10		S-4	8'6"-10'	21-19-14	11'	
15		S-5	13'6"-15'	16-12-12	BROWN FINE TO MEDIUM SILTY SAND	
20		S-6	18'6"-20'	15-13-17	20'	
25						
30						
35						
40						

S - 2" O.D. Split Spoon Sample
U - Undisturbed Sample, 3" Diameter
— Core Drilling
N - Standard Penetration Resistance per 6" (140 lb hammer, 30" drop)
N.R. - No Recovery

Where water levels are shown, they are those observed at the times noted & may not be indicative of daily or seasonal variations in the ground water level.

The boring results represent sub-surface conditions at the boring locations only & are not necessarily representative of conditions at other locations.

L. J. RUSCIANI ASSOCIATES INC.
State Hwy. 73 & Chestnut Avenue
BERLIN, NEW JERSEY 08009

TEST BORINGS

Boring No. B#4

Sheet No. 1 of 1

Project SHOPPING CENTER LOT 12
Location BRIDGE AVE. BRICK TWP N.J., CEDAR
Ground Surface Elev.

Client
Date Started 12-6-85 Completed 12-6-85
Driller JB ROBINS
Helper
Inspector

Ground Water Data			
Depth	Hour	Date	Hrs. After completion
14'		12-6	10 MIN.

	A - Method of Advancing Boring	Depth
1	AUGERS	0 to 236"
2	2" SAMPLE SPOON	236" to 25'
		to
		to
		to

Depth	A	Sample No.	Sample Depth	Sample N	Soil Classification	Remarks
		S-1	0'-2'	20-19-9-11		
		S-2	2'-4'	21-51-7-8	<5%	
5		S-3	4'-6'	9-17-15-3	<5% DARK GRAY AND BROWN FINE TO MEDIUM, SOME COARSE SAND, SILT WOOD AND GRAVEL (FILL)	
10		S-4	8'6"-10'	2-2-4	<5%	
15		S-5	13'6"-15'	11-14-16	<5% 16'	
20		S-6	18'6"-20'	11-13-11	BROWN FINE TO COARSE SAND TRACE OF GRAVEL	
25		S-7	23'6"-25'	12-16-13	25'	
30						
35						
40						

S - 2" O.D. Split Spoon Sample
U - Undisturbed Sample, 3" Diameter
— Core Drilling
N - Standard Penetration Resistance per 6" (140 lb hammer, 30" drop)
N.R. - No Recovery

Where water levels are shown, they are those observed at the times noted & may not be indicative of daily or seasonal variations in the ground water level.

The boring results represent sub-surface conditions at the boring locations only & are not necessarily representative of conditions at other locations.

L. J. RUSCIANI ASSOCIATES INC.
State Hwy. 73 & Chestnut Avenue
BERLIN, NEW JERSEY 08009

TEST BORINGS Boring No. B#5

Sheet No. 1 of 1

Project SHOPPING CENTER LOT 12
Location BRIDGE AVE. BRICK TWP. N.J. CEMR
Ground Surface Elev.

Client
Date Started 12-7-85 Completed 12-7-85
Driller B ROBINS
Helper
Inspector

Ground Water Data			
Depth	Hour	Date	Hrs. After completion
CAVED DRY	10'6"	12-7	10 MIN.

	A - Method of Advancing Boring	Depth
1	AUGERS	0 to 236"
2	2" SAMPLE SPOON	236" to 25'
		to
		to
		to

Depth	A	Sample No.	Sample Depth	Sample N	Soil Classification	Remarks
		S-1	0'-2'	3-3-3-2	<1%	
		S-2	2'-4'	4-8-3-4	<5% DARK BROWN FINE TO MEDIUM, SOME COARSE SAND, SOME GRAVEL WOOD AND GRASS (FILL)	
5		S-3	4'-6'	5-16-7-4	<1%	
10		S-4	86"-10'	3-5-11	<1%	
15		S-5	136"-15'	8-4-3	<5%	
					18'	
20		S-6	186"-20'	11-13-12	<5% BROWN FINE T. COARSE SAND, TRACE OF SILT	
25		S-7	236"-25'	14-18-16	25'	
30						
35						
40						

S - 2" O.D. Split Spoon Sample
U - Undisturbed Sample, 3" Diameter
— Core Drilling
N - Standard Penetration Resistance per 6" (140 lb hammer, 30" drop)
N.R. - No Recovery

Where water levels are shown, they are those observed at the times noted & may not be indicative of daily or seasonal variations in the ground water level.

The boring results represent sub-surface conditions at the boring locations only & are not necessarily representative of conditions at other locations.

L. J. RUSCIANI ASSOCIATES INC.
State Hwy. 73 & Chestnut Avenue
BERLIN, NEW JERSEY 08009

TEST BORINGS

Boring No. B#6

Sheet No. 1 of 1

Project SHOPPING CENTER LOT 12
Location BRIDGE AVE. BRICK TWP N.J. CEDAR
Ground Surface Elev.

Client
Date Started 12-7-85 Completed 12-7-85
Driller JB ROBINS
Helper
Inspector

Ground Water Data			
Depth	Hour	Date	Hrs. After completion
96"		12-7	10 MIN.

A - Method of Advancing Boring		Depth
1	AUGERS	0 to 236"
2	2" SAMPLE SPOON	236" to 25'
		to
		to
		to

Depth	A	Sample No.	Sample Depth	Sample N	Soil Classification	Remarks
		S-1	0'-1' 1"	4-12-50/1"	<1%	
		S-2	2'-4'	1-2-5-17	<5% DARK BROWN FINE TO MEDIUM SAND, SOME GRAVEL, METAL & WOOD (FILL)	
5		S-3	4'-6'	24-18-36-43	<5%	
10		S-4	86"-10'	4-9-53	>50%	
15		S-5	136"-15'	7-21-19	>50%	
					186"	
20		S-6	186"-20'	4-5-7	BROWN FINE TO MEDIUM SILTY SAND TRACE OF CLAY	
25		S-7	236"-25'	22-58-61	25'	
30						
35						
40						

S - 2" O.D. Split Spoon Sample
U - Undisturbed Sample, 3" Diameter
— Core Drilling
N - Standard Penetration Resistance per 6" (140 lb hammer, 30" drop)
N.R. - No Recovery

Where water levels are shown, they are those observed at the times noted & may not be indicative of daily or seasonal variations in the ground water level.

The boring results represent sub-surface conditions at the boring locations only & are not necessarily representative of conditions at other locations.

L. J. RUSCIANI ASSOCIATES INC.
State Hwy. 73 & Chestnut Avenue
BERLIN, NEW JERSEY 08009

TEST BORINGS

Boring No. B#7

Sheet No. 1 of 1

Project SHOPPING CENTER LOT 12
Location BRIDGE AVE. BRICK TWP. N.J., CEDAC.
Ground Surface Elev.

Client
Date Started 12-7-85 Completed 12-7-85
Driller JB ROBINS
Helper
Inspector

Ground Water Data			
Depth	Hour	Date	Hrs. After completion
DRY AT 11.6' CAVED		12-7	10 MIN.

	A - Method of Advancing Boring	Depth
1	AUGERS	0 to 23.6'
2	2" SAMPLE SPOON	23.6' to 25'
		to
		to
		to

Depth	A	Sample No.	Sample Depth	N	Soil Classification	Remarks
		S-1	0'-2'	2-3-4-1.	<10% DARK GRAY SOME BROWN FINE TO MEDIUM SAND SOME WOOD	
		S-2	2'-4'	4-1-2-2.	<10%	
5		S-3	4'-6'	7-9-31-8.	6 <1% (FILL)	
10		S-4	8.6"-10'	8-10-4.	<10% DARK GRAY & BROWN FINE SAND SILT WOOD GRAVEL & METAL	
15		S-5	13.6"-15'	8-5-5	<1% (FILL)	
					18'	
20		S-6	18.6"-20'	7-9-11	<10% BROWN FINE TO COARSE SAND GRAVEL & SILT	
25		S-7	23.6"-25'	14-17-24.	25'	
30						
35						
40						

S - 2" O.D. Split Spoon Sample
U - Undisturbed Sample, 3" Diameter
— Core Drilling
N - Standard Penetration Resistance per 6" (140 lb hammer, 30" drop)
N.R. - No Recovery

Where water levels are shown, they are those observed at the times noted & may not be indicative of daily or seasonal variations in the ground water level.

The boring results represent sub-surface conditions at the boring locations only & are not necessarily representative of conditions at other locations.

L. J. RUSCIANI ASSOCIATES INC.
State Hwy. 73 & Chestnut Avenue
BERLIN, NEW JERSEY 08009

TEST BORINGS

Boring No. B#8

Sheet No. 1 of 1

Project SHOPPING CENTER LOT 12
Location BRIDGE AVE. BRICK TWP. N.J. CEDAR
Ground Surface Elev.

Client
Date Started 12-7-85 Completed 12-7-85
Driller B ROBINS
Helper
Inspector

Ground Water Data			
Depth	Hour	Date	Hrs. After completion
CAVED 3'	12-7	10 MIN	

A - Method of Advancing Boring	Depth
1 AUGERS	0 to 236"
2 2" SAMPLE SPOON	236" to 25'
	to
	to
	to

Depth	A	Sample No.	Sample Depth	Sample N	Soil Classification	Remarks
		S-1	0'-2'	4-21-6-15	<1% DARK BROWN FINE TO MEDIUM SAND. SOME GRAVEL, TRACE OF WOOD (FILL)	
		S-2	2'-4'	16-16-8-9	100%	
5		S-3	4'-6'	36-18-21-41	6' <5%	
10		S-4	86"-10'	3-15-23	<1% DARK GRAY & BROWN FINE TO MEDIUM SAND AND WOOD (FILL)	
15		S-5	136"-15'	14-20-10	<10% 18'	
20		S-6	186"-20'	5-8-11	BROWN FINE TO COARSE SAND, TRACE OF SILT 22'	
25		S-7	236"-25'	19-39-56	BROWN FINE SILTY SAND 25'	
30						
35						
40						

S - 2" O.D. Split Spoon Sample
U - Undisturbed Sample, 3" Diameter
— Core Drilling
N - Standard Penetration Resistance per 6" (140 lb hammer, 30" drop)
N.R. - No Recovery

Where water levels are shown, they are those observed at the times noted & may not be indicative of daily or seasonal variations in the ground water level.

The boring results represent sub-surface conditions at the boring locations only & are not necessarily representative of conditions at other locations.

L. J. RUSCIANI ASSOCIATES INC.
State Hwy. 73 & Chestnut Avenue
BERLIN, NEW JERSEY 08009

TEST BORINGS

Boring No. P#1

Sheet No. 1 of 1

Project SHOPPING CENTER LOT 12
Location BRIDGE AVE BRICK TWP. N.J. CEMAR
Ground Surface Elev.

Client
Date Started 12-5-85 Completed 12-5-85
Driller JB ROBINS
Helper
Inspector

Ground Water Data			
Depth	Hour	Date	Hrs. After completion
DRY		12-5	10 MIN.

A - Method of Advancing Boring		Depth
1	AUGERS	0 to 10'
		to
		to
		to
		to

Depth	A	Sample No.	Sample Depth	Sample N	Soil Classification	Remarks
5					BROWN FINE TO COARSE SAND AND GRAVEL TRACE OF SILT	
10					10'	
15						
20						
25						
30						
35						
40						

S - 2" O.D. Split Spoon Sample
U - Undisturbed Sample, 3" Diameter
— Core Drilling
N - Standard Penetration Resistance per 6" (140 lb hammer, 30" drop)
N.R. - No Recovery

Where water levels are shown, they are those observed at the times noted & may not be indicative of daily or seasonal variations in the ground water level.

The boring results represent sub-surface conditions at the boring locations only & are not necessarily representative of conditions at other locations.

L. J. RUSCIANI ASSOCIATES INC.
State Hwy. 73 & Chestnut Avenue
BERLIN, NEW JERSEY 08009

TEST BORINGS

Boring No. P#2

Sheet No. 1 of 1

Project SHOPPING CENTER LOT 12
Location BRIDGE AVE BRICK TWP. N.J. CEDAR
Ground Surface Elev.

Client
Date Started 12-5-85 Completed 12-5-85
Driller B ROBINS
Helper
Inspector

Ground Water Data			
Depth	Hour	Date	Hrs. After completion
DRY		12-5	DRY

A - Method of Advancing Boring		Depth
1	AUGERS	0 to 10
		to
		to
		to
		to

Depth	A	Sample No.	Sample Depth	Sample N	Soil Classification	Remarks
5					BROWN FINE TO COARSE SAND AND GRAVEL TRACE OF SILT	
10					10'	
15						
20						
25						
30						
35						
40						

S - 2" O.D. Split Spoon Sample
U - Undisturbed Sample, 3" Diameter
— Core Drilling
N - Standard Penetration Resistance per 6" (140 lb hammer, 30" drop)
N.R. - No Recovery

Where water levels are shown, they are those observed at the times noted & may not be indicative of daily or seasonal variations in the ground water level.

The boring results represent sub-surface conditions at the boring locations only & are not necessarily representative of conditions at other locations.

L. J. RUSCIANI ASSOCIATES INC.
State Hwy. 73 & Chestnut Avenue
BERLIN, NEW JERSEY 08009

TEST BORINGS

Boring No. P#3

Sheet No. 1 of 1

Project SHOPPING CENTER LOT 12
Location BRIDGE AVE BRICK TWP N.J. CEDAR
Ground Surface Elev.

Client
Date Started 12-5-85 Completed 12-5-85
Driller JB ROBINS
Helper
Inspector

Ground Water Data			
Depth	Hour	Date	Hrs. After completion
DRY		12-5	10 MIN.

A - Method of Advancing Boring		Depth
1	AUGERS	0 to 10
		to
		to
		to
		to

Depth	A	Sample No.	Sample Depth	Sample N	Soil Classification	Remarks
					2" TOP SOIL	
5					BROWN FINE TO COARSE SAND, TRACE OF SILT AND GRAVEL	
10					10'	
15						
20						
25						
30						
35						
40						

S - 2" O.D. Split Spoon Sample
U - Undisturbed Sample, 3" Diameter
— Core Drilling
N - Standard Penetration Resistance per 6" (140 lb hammer, 30" drop)
N.R. - No Recovery

Where water levels are shown, they are those observed at the times noted & may not be indicative of daily or seasonal variations in the ground water level.

The boring results represent sub-surface conditions at the boring locations only & are not necessarily representative of conditions at other locations.

L. J. RUSCIANI ASSOCIATES INC.
State Hwy. 73 & Chestnut Avenue
BERLIN, NEW JERSEY 08009

TEST BORINGS

Boring No. P#4

Sheet No. 1 of 1

Project SHOPPING CENTER LOT 12
Location BRIDGE AVE. BRICK TWP. N.J., CEDAR
Ground Surface Elev.

Client
Date Started 12-5-85 Completed 12-5-85
Driller JB ROBINS
Helper
Inspector

Ground Water Data			
Depth	Hour	Date	Hrs. After completion
14'		12-5	10 MIN.

	A - Method of Advancing Boring	Depth
1	AUGERS	0 to 236"
		to
		to
		to
		to

Depth	A	Sample No.	Sample Depth	Sample N	Soil Classification	Remarks
					2" BLACK TOP	
5						
10					BROWN & GRAY FINE TO MEDIUM SAND GRAVEL, SOME WOOD (FILL)	
15						
20					21' BROWN FINE TO COARSE SAND AND GRAVEL 236"	
25						
30						
35						
40						

S - 2" O.D. Split Spoon Sample
U - Undisturbed Sample, 3" Diameter
— Core Drilling
N - Standard Penetration Resistance per 6" (140 lb hammer, 30" drop)
N.R. - No Recovery

Where water levels are shown, they are those observed at the times noted & may not be indicative of daily or seasonal variations in the ground water level.

The boring results represent sub-surface conditions at the boring locations only & are not necessarily representative of conditions at other locations.

L. J. RUSCIANI ASSOCIATES INC.
State Hwy. 73 & Chestnut Avenue
BERLIN, NEW JERSEY 08009

TEST BORINGS

Boring No. P#5

Sheet No. 1 of 1

Project SHOPPING CENTER LOT 12
Location BRIDGE AVE BRICK TWP N.J. CEDAR
Ground Surface Elev.

Client
Date Started 12-5-85 Completed 12-5-85
Driller JB ROBINS
Helper
Inspector

Ground Water Data			
Depth	Hour	Date	Hrs. After completion
DRY AT 15 CAVED		12-5	10 MIN.

A - Method of Advancing Boring		Depth
1	AUGERS	0 to 236"
		to
		to
		to
		to

Depth	A	Sample No.	Sample Depth	Sample N	Soil Classification	Remarks
5					BROWN FINE T. COARSE SAND, GRAVEL SOME WOOD VEGETATION & ROCK FRAGMENTS (FILL)	
10						
15						
					17 BROWN FINE SILTY 19" SAND & VEGETATION	
20					BROWN FINE T. MEDIUM SILTY SAND 236"	
25						
30						
35						
40						

S - 2" O.D. Split Spoon Sample
U - Undisturbed Sample, 3" Diameter
— Core Drilling
N - Standard Penetration Resistance per 6" (140 lb hammer, 30" drop)
N.R. - No Recovery

Where water levels are shown, they are those observed at the times noted & may not be indicative of daily or seasonal variations in the ground water level.

The boring results represent sub-surface conditions at the boring locations only & are not necessarily representative of conditions at other locations.

L. J. RUSCIANI ASSOCIATES INC.
State Hwy. 73 & Chestnut Avenue
BERLIN, NEW JERSEY 08009

TEST BORINGS

Boring No. P#6

Sheet No. 1 of 1

Project SHOPPING CENTER LOT 12
Location BRIDGE AVE BRICK TWP N.J. CEDAR
Ground Surface Elev.

Client
Date Started 12-5-85 Completed 12-5-85
Driller JB ROBINS
Helper
Inspector

Ground Water Data			
Depth	Hour	Date	Hrs. After completion
DRY AT 13 CAVED		12-5	10 MIN.

A - Method of Advancing Boring	Depth
1 AUGERS	0 to 236"
	to
	to
	to
	to

Depth	A	Sample No.	Sample Depth	Sample N	Soil Classification	Remarks
5					BROWN FINE TO MEDIUM SAND TRACE OF CLAY SILT AND WOOD (FILL)	
10						
15					276	
20					BROWN FINE TO MEDIUM SAND TRACE OF SILT AND GRAVEL 236"	
25						
30						
35						
40						

S - 2" O.D. Split Spoon Sample
U - Undisturbed Sample, 3" Diameter
— Core Drilling
N - Standard Penetration Resistance per 6" (140 lb hammer, 30" drop)
N.R. - No Recovery

Where water levels are shown, they are those observed at the times noted & may not be indicative of daily or seasonal variations in the ground water level.

The boring results represent sub-surface conditions at the boring locations only & are not necessarily representative of conditions at other locations.

L. J. RUSCIANI ASSOCIATES INC.
State Hwy. 73 & Chestnut Avenue
BERLIN, NEW JERSEY 08009

TEST BORINGS

Boring No. P#7

Sheet No. 1 of 1

Project SHOPPING CENTER LOT 12
Location BRIDGE AVE BRICK TWP N.J. CEDAR
Ground Surface Elev.

Client
Date Started 12-5-85 Completed 12-5-85
Driller B ROBINS
Helper
Inspector

Ground Water Data			
Depth	Hour	Date	Hrs. After completion
DRY AT 116'		12-5	10 MIN.

A - Method of Advancing Boring		Depth
1	AUGERS	0 to 236'
		to
		to
		to
		to

Depth	A	Sample No.	Sample Depth	Sample N	Soil Classification	Remarks
5, 10					BROWN FINE TO COARSE SAND SOME SILT GLASS, COPPER TUBING AND WOOD (FILL)	
					14.6'	
15, 20					BROWN FINE TO MEDIUM SAND SOME SILT TRACE OF GRAVEL	
					236'	
25, 30, 35, 40						

S - 2" O.D. Split Spoon Sample
U - Undisturbed Sample, 3" Diameter
— Core Drilling
N - Standard Penetration Resistance per 6" (140 lb hammer, 30" drop)
N.R. - No Recovery

Where water levels are shown, they are those observed at the times noted & may not be indicative of daily or seasonal variations in the ground water level.

The boring results represent sub-surface conditions at the boring locations only & are not necessarily representative of conditions at other locations.

L. J. RUSCIANI ASSOCIATES INC.
State Hwy. 73 & Chestnut Avenue
BERLIN, NEW JERSEY 08009

TEST BORINGS

Boring No. P#8
Sheet No. 1 of 1

Project SHOPPING CENTER LOT 12
Location BRIDGE AVE BRICK TWP. N.J., CEDAR
Ground Surface Elev.

Client
Date Started 12-5-85 Completed 12-5-85
Driller JB ROBINS
Helper
Inspector

Ground Water Data			
Depth	Hour	Date	Hrs. After completion
10'2"		12:5	10 MIN.

	A - Method of Advancing Boring	Depth
1	AUGERS	0 to 23'6"
		to
		to
		to
		to

Depth	A	Sample No.	Sample Depth	Sample N	Soil Classification	Remarks
5						
10					BROWN FINE TO MEDIUM SAND, SOME WOOD PAPER AND TRASH (FILL)	
15						
20					21' BROWN FINE SAND AND GRAVEL 23'6"	
25						
30						
35						
40						

S - 2" O.D. Split Spoon Sample
U - Undisturbed Sample, 3" Diameter
— Core Drilling
N - Standard Penetration Resistance per 6" (140 lb hammer, 30" drop)
N.R. - No Recovery

Where water levels are shown, they are those observed at the times noted & may not be indicative of daily or seasonal variations in the ground water level.

The boring results represent sub-surface conditions at the boring locations only & are not necessarily representative of conditions at other locations.

L. J. RUSCIANI ASSOCIATES INC.
State Hwy. 73 & Chestnut Avenue
BERLIN, NEW JERSEY 08009

TEST BORINGS

Boring No. P#9

Sheet No. 1 of 1

Project SHOPPING CENTER LOT 12
Location BRIDGE AVE BRICK TWP N.J. CEDAR
Ground Surface Elev.

Client
Date Started 12-6-85 Completed 12-6-85
Driller B ROBINS
Helper
Inspector

Ground Water Data			
Depth	Hour	Date	Hrs. After completion
13'		12-6	10 MIN.

	A - Method of Advancing Boring	Depth
1	AUGERS	0 to 20'
		to
		to
		to
		to

Depth	A	Sample No.	Sample Depth	Sample N	Soil Classification	Remarks
5					DARK BROWN FINE SAND GRAVEL + WOOD (FILL)	
10					12'	
15					BROWN FINE TO MEDIUM SAND AND GRAVEL SOME SILT	
20					20'	
25						
30						
35						
40						

S - 2" O.D. Split Spoon Sample
U - Undisturbed Sample, 3" Diameter
— Core Drilling
N - Standard Penetration Resistance per 6" (140 lb hammer, 30" drop)
N.R. - No Recovery

Where water levels are shown, they are those observed at the times noted & may not be indicative of daily or seasonal variations in the ground water level.

The boring results represent sub-surface conditions at the boring locations only & are not necessarily representative of conditions at other locations.

L. J. RUSCIANI ASSOCIATES INC.
State Hwy. 73 & Chestnut Avenue
BERLIN, NEW JERSEY 08009

TEST BORINGS

Boring No. P#10

Sheet No. 1 of 1

Project SHOPPING CENTER LOT 12
Location BRIDGE AVE. BRICK TWP N.J. CEDAR
Ground Surface Elev.

Client
Date Started 12-6-85 Completed 12-6-85
Driller B ROBINS
Helper
Inspector

Ground Water Data			
Depth	Hour	Date	Hrs. After completion
DRY AT 8' CAVED		12-6	10 MIN.

A - Method of Advancing Boring		Depth
1	AUGERS	0 to 20'
		to
		to
		to
		to

Depth	A	Sample No.	Sample Depth	Sample N	Soil Classification	Remarks
					2" BLACK TOP	
5					BROWN FINE SAND GRAVEL WOOD & PAPER (FILL)	
10						
					14'6"	
15					BROWN FINE TO MEDIUM SAND & GRAVEL & SILT	
20					20'	
25						
30						
35						
40						

S - 2" O.D. Split Spoon Sample
U - Undisturbed Sample, 3" Diameter
— Core Drilling
N - Standard Penetration Resistance per 6" (140 lb hammer, 30" drop)
N.R. - No Recovery

Where water levels are shown, they are those observed at the times noted & may not be indicative of daily or seasonal variations in the ground water level.

The boring results represent sub-surface conditions at the boring locations only & are not necessarily representative of

L. J. RUSCIANI ASSOCIATES INC.
State Hwy. 73 & Chestnut Avenue
BERLIN, NEW JERSEY 08009

TEST BORINGS

Boring No. P#11

Sheet No. 1 of 1

Project SHOPPING CENTER LOT 12
Location BRIDGE AVE BRICK TWP N.J. CEDAR
Ground Surface Elev.

Client
Date Started 12-6-85 Completed 12-6-85
Driller B ROBINS
Helper
Inspector

Ground Water Data			
Depth	Hour	Date	Hrs. After completion
DRY		12-6	10 MIN.

	A - Method of Advancing Boring	Depth
1	AUGERS	0 to 20'
		to
		to
		to
		to

Depth	A	Sample No.	Sample Depth	Sample N	Soil Classification	Remarks
5					DARK BROWN FINE SILTY SAND & WOOD (FILL)	
9'						
10					BROWN FINE TO MEDIUM SAND SOME SILT	
15						
20					20'	
25						
30						
35						
40						

S - 2" O.D. Split Spoon Sample
U - Undisturbed Sample, 3" Diameter
— Core Drilling
N - Standard Penetration Resistance per 6" (140 lb hammer, 30" drop)
N.R. - No Recovery

Where water levels are shown, they are those observed at the times noted & may not be indicative of daily or seasonal variations in the ground water level.

The boring results represent sub-surface conditions at the boring locations only & are not necessarily representative of conditions at other locations.

L. J. RUSCIANI ASSOCIATES INC.
State Hwy. 73 & Chestnut Avenue
BERLIN, NEW JERSEY 08009

TEST BORINGS

Boring No. P#12

Sheet No. 1 of 1

Project SHOPPING CENTER LOT 12
Location BRIDGE AVE. BRICK TWP N.J. CEDAR
Ground Surface Elev.

Client
Date Started 12-5-85 Completed 12-5-85
Driller JB ROBINS
Helper
Inspector

Ground Water Data			
Depth	Hour	Date	Hrs. After completion
DRY		12 5	10 MIN

A - Method of Advancing Boring		Depth
1	AUGERS	0 to 10'
		to
		to
		to
		to

Depth	A	Sample No.	Sample Depth	Sample N	Soil Classification	Remarks
5					BROWN FINE TO MEDIUM SAND, TRACE OF GRAVEL AND SILT	
10					10'	
15						
20						
25						
30						
35						
40						

S - 2" O.D. Split Spoon Sample
U - Undisturbed Sample, 3" Diameter
— Core Drilling
N - Standard Penetration Resistance per 6" (140 lb hammer, 30" drop)
N.R. - No Recovery

Where water levels are shown, they are those observed at the times noted & may not be indicative of daily or seasonal variations in the ground water level.

The boring results represent sub-surface conditions at the boring locations only & are not necessarily representative of conditions at other locations.

L. J. RUSCIANI ASSOCIATES INC.
State Hwy. 73 & Chestnut Avenue
BERLIN, NEW JERSEY 08009

TEST BORINGS

Boring No. P#13

Sheet No. 1 of 1

Project SHOPPING CENTER LOT 12
Location BRIDGE AVE BRICK TWP N.J. CEDAR
Ground Surface Elev.

Client
Date Started 12-5-85 Completed 12-5-85
Driller JB ROBINS
Helper
Inspector

Ground Water Data			
Depth	Hour	Date	Hrs. After completion
DRY		12-5	10 MIN.

A - Method of Advancing Boring	Depth
1 AUGERS	0 to 10'
	to
	to
	to
	to

Depth	A	Sample No.	Sample Depth	Sample N	Soil Classification	Remarks
5					BROWN FINE TO MEDIUM SAND, TRACE OF SILT AND GRAVEL	
10					10'	
15						
20						
25						
30						
35						
40						

S - 2" O.D. Split Spoon Sample
U - Undisturbed Sample, 3" Diameter
— Core Drilling
N - Standard Penetration Resistance per 6" (140 lb hammer, 30" drop)
N.R. - No Recovery

Where water levels are shown, they are those observed at the times noted & may not be indicative of daily or seasonal variations in the ground water level.

The boring results represent sub-surface conditions at the boring locations only & are not necessarily representative of conditions at other locations.

L. J. RUSCIANI ASSOCIATES INC.
State Hwy. 73 & Chestnut Avenue
BERLIN, NEW JERSEY 08009

TEST BORINGS

Boring No. P#4

Sheet No. 1 of 1

Project SHOPPING CENTER LOT 12
Location BRIDGE AVE BRICK TWP. N.J. CEDAR
Ground Surface Elev.

Client
Date Started 12-5-85 Completed 12-5-85
Driller JB ROBINS
Helper
Inspector

Ground Water Data			
Depth	Hour	Date	Hrs. After completion
DRY		12-5	10 MIN.

A - Method of Advancing Boring		Depth
1	AUGERS	0 to 10'
		to
		to
		to
		to

Depth	A	Sample No.	Sample Depth	Sample N	Soil Classification	Remarks
5					BROWN FINE TO MEDIUM SAND, SILT + GRAVEL	
10					10'	
15						
20						
25						
30						
35						
40						

S - 2" O.D. Split Spoon Sample
U - Undisturbed Sample, 3" Diameter
— Core Drilling
N - Standard Penetration Resistance per 6" (140 lb hammer, 30" drop)
N.R. - No Recovery

Where water levels are shown, they are those observed at the times noted & may not be indicative of daily or seasonal variations in the ground water level.

The boring results represent sub-surface conditions at the boring locations only & are not necessarily representative of conditions at other locations.

L. J. RUSCIANI ASSOCIATES INC.
State Hwy. 73 & Chestnut Avenue
BERLIN, NEW JERSEY 08009

TEST BORINGS

Boring No. P#15

Sheet No. 1 of 1

Project SHOPPING CENTER LOT 12
Location BRIDGE AVE BRICK TWP N.J. CEDAR
Ground Surface Elev.

Client
Date Started 12-5-85 Completed 12-5-85
Driller JB ROBINS
Helper
Inspector

Ground Water Data			
Depth	Hour	Date	Hrs. After completion
9' 8"		12:5	10 MIN

A - Method of Advancing Boring		Depth
1	AUGERS	0 to 236"
		to
		to
		to
		to

Depth	A	Sample No.	Sample Depth	Sample N	Soil Classification	Remarks
5					DARK BROWN FINE TO MEDIUM SAND SOME SILT, GRAVEL GLASS, WOOD (FILL)	
10						
15					18'	
20					BROWN FINE TO MEDIUM SILTY SAND 236"	
25						
30						
35						
40						

S - 2" O.D. Split Spoon Sample
U - Undisturbed Sample, 3" Diameter
— Core Drilling
N - Standard Penetration Resistance per 6" (140 lb hammer, 30" drop)
N.R. - No Recovery

Where water levels are shown, they are those observed at the times noted & may not be indicative of daily or seasonal variations in the ground water level.

The boring results represent sub-surface conditions at the boring locations only & are not necessarily representative of conditions at other locations.

L. J. RUSCIANI ASSOCIATES INC.
State Hwy. 73 & Chestnut Avenue
BERLIN, NEW JERSEY 08009

TEST BORINGS

Boring No. P#16

Sheet No. 1 of 1

Project SHOPPING CENTER LOT 12
Location BRIDGE AVE BRICK TWP. N.J. FOAR
Ground Surface Elev.

Client
Date Started 12-5-85 Completed 12-5-85
Driller B ROBINS
Helper
Inspector

Ground Water Data			
Depth	Hour	Date	Hrs. After completion
DRY AT 11 CAVED		12-5	10 MIN.

A - Method of Advancing Boring		Depth
1	AUGERS	0 to 20
		to
		to
		to
		to

Depth	A	Sample No.	Sample Depth	Sample N	Soil Classification	Remarks
5					BROWN FINE SAND WOOD WIRE GLASS & RUBBER (FILL)	
10						
15						
20					19' BROWN FINE TO MEDIUM SAND AND GRAVEL 20'	
25						
30						
35						
40						

S - 2" O.D. Split Spoon Sample
U - Undisturbed Sample, 3" Diameter
— Core Drilling
N - Standard Penetration Resistance per 6" (140 lb hammer, 30" drop)
N.R. - No Recovery

Where water levels are shown, they are those observed at the times noted & may not be indicative of daily or seasonal variations in the ground water level.

The boring results represent sub-surface conditions at the boring locations only & are not necessarily representative of conditions at other locations.

L. J. RUSCIANI ASSOCIATES INC.
State Hwy. 73 & Chestnut Avenue
BERLIN, NEW JERSEY 08009

TEST BORINGS

Boring No. P#17

Sheet No. 1 of 1

Project SHOPPING CENTER LOT 12
Location BRIDGE AVE. BRICK TWP. N.J. CEDAR
Ground Surface Elev.

Client
Date Started 12-6-85 Completed 12.6 85
Driller JB ROBINS
Helper
Inspector

Ground Water Data			
Depth	Hour	Date	Hrs. After completion
9'		12-6	10 min.

A - Method of Advancing Boring		Depth
1	AUGERS	0 to 236"
		to
		to
		to
		to

Depth	A	Sample No.	Sample Depth	Sample N	Soil Classification	Remarks
5					DARK BROWN FINE TO MEDIUM SAND SOME WOOD, SILT & GRASS (FILL)	
10						
15					176"	
20					BROWN FINE T. COARSE SAND SOME SILT	
					236"	
25						
30						
35						
40						

S - 2" O.D. Split Spoon Sample
U - Undisturbed Sample, 3" Diameter
— Core Drilling
N - Standard Penetration Resistance per 6" (140 lb hammer, 30" drop)
N.R. - No Recovery

Where water levels are shown, they are those observed at the times noted & may not be indicative of daily or seasonal variations in the ground water level.

The boring results represent sub-surface conditions at the boring locations only & are not necessarily representative of conditions at other locations.

L. J. RUSCIANI ASSOCIATES INC.
State Hwy. 73 & Chestnut Avenue
BERLIN, NEW JERSEY 08009

TEST BORINGS Boring No. P #18

Sheet No. 1 of 1

Project SHOPPING CENTER LOT 12
Location BRIDGE AVE BRICK TWP. N.J. CEDAR
Ground Surface Elev.

Client
Date Started 12-6-85 Completed 12-6-85
Driller B ROBINS
Helper
Inspector

Ground Water Data			
Depth	Hour	Date	Hrs. After completion
9'		12-6	10 MIN.

A - Method of Advancing Boring		Depth
1	AUGERS	0 to 236"
		to
		to
		to
		to

Depth	A	Sample No.	Sample Depth	Sample N	Soil Classification	Remarks
5					DARK BROWN FINE TO MEDIUM SOME COARSE SAND, GRAVEL WOOD (FILL)	
10						
15					14'6"	
20					BROWN FINE TO COARSE SAND SOME SILT TRACE OF GRAVEL	
25					23'6"	
30						
35						
40						

S - 2" O.D. Split Spoon Sample
U - Undisturbed Sample, 3" Diameter
— Core Drilling
N - Standard Penetration Resistance per 6" (140 lb hammer, 30" drop)
N.R. - No Recovery

Where water levels are shown, they are those observed at the times noted & may not be indicative of daily or seasonal variations in the ground water level.
The boring results represent sub-surface conditions at the boring locations only & are not necessarily representative of

L. J. RUSCIANI ASSOCIATES INC.
State Hwy. 73 & Chestnut Avenue
BERLIN, NEW JERSEY 08009

TEST BORINGS

Boring No. P# 19

Sheet No. 1 of 1

Project SHOPPING CENTER 20T12
Location BRIDGE AVE. BRICK TWP. N.J. CEDAR
Ground Surface Elev.

Client
Date Started 12-4-85 Completed 12-4-85
Driller JB ROBINS
Helper
Inspector

Ground Water Data			
Depth	Hour	Date	Hrs. After completion
6'8"		12:4	10 MIN.

A - Method of Advancing Boring		Depth
1	AUGERS	0 to 23'6"
		to
		to
		to
		to

Depth	A	Sample No.	Sample Depth	Sample N	Soil Classification	Remarks
5					DARK BROWN FINE SAND (SOME MEDIUM) SOME WOOD PAPER & STONE (FILL)	
10						
15					17'6"	
20					BROWN FINE TO COARSE SAND SOME SILT 23'6"	
25						
30						
35						
40						

S - 2" O.D. Split Spoon Sample
U - Undisturbed Sample, 3" Diameter
— Core Drilling
N - Standard Penetration Resistance per 6" (140 lb hammer, 30" drop)
N.R. - No Recovery

Where water levels are shown, they are those observed at the times noted & may not be indicative of daily or seasonal variations in the ground water level.

The boring results represent sub-surface conditions at the boring locations only & are not necessarily representative of conditions at other locations.

L. J. RUSCIANI ASSOCIATES INC.
State Hwy. 73 & Chestnut Avenue
BERLIN, NEW JERSEY 08009

TEST BORINGS

Boring No. P #20
Sheet No. 1 of 1

Project SHOPPING CENTER LOT 12
Location BRIDGE AVE BRICK TWP N.J. CEDAR
Ground Surface Elev.

Client
Date Started 12-4-85 Completed 12-4-85
Driller B ROBINS
Helper
Inspector

Ground Water Data			
Depth	Hour	Date	Hrs. After completion
10		12-4	10 MIN

A - Method of Advancing Boring		Depth
1	AUGERS	0 to 236"
		to
		to
		to
		to

Depth	A	Sample No.	Sample Depth	Sample N	Soil Classification	Remarks
5					DARK BROWN FINE TO MEDIUM SAND SOME SILT WOOD & METAL (FILL)	
10						
15					17'	
20					BROWN FINE TO COARSE SAND SOME SILT	
					23'6"	
25						
30						
35						
40						

S - 2" O.D. Split Spoon Sample
U - Undisturbed Sample, 3" Diameter
— Core Drilling
N - Standard Penetration Resistance per 6" (140 lb hammer, 30" drop)
N.R. - No Recovery

Where water levels are shown, they are those observed at the times noted & may not be indicative of daily or seasonal variations in the ground water level.

The boring results represent sub-surface conditions at the boring locations only & are not necessarily representative of conditions at other locations.

L. J. RUSCIANI ASSOCIATES INC.
State Hwy. 73 & Chestnut Avenue
BERLIN, NEW JERSEY 08009

TEST BORINGS

Boring No. P#21

Sheet No. 1 of 1

Project SHOPPING CENTER LOT 12
Location BRIDGE AVE BRICK TWP. N.J. CEDAR
Ground Surface Elev.

Client
Date Started 12-6-85 Completed 12-6-85
Driller B ROBINS
Helper
Inspector

Ground Water Data			
Depth	Hour	Date	Hrs. After completion
72"		12-6	10 MIN.

A - Method of Advancing Boring		Depth
1	AUGERS	0 to 236"
		to
		to
		to
		to

Depth	A	Sample No.	Sample Depth	Sample N	Soil Classification	Remarks
					BROWN FINE TO MEDIUM SAND, TRACE OF SILT ON TOP	
5						
					MOSTLY LEAVES (FILL)	
10						
15						
20					21' BROWN FINE TO COARSE SAND, SOME SILT	
					236"	
25						
30						
35						
40						

S - 2" O.D. Split Spoon Sample
U - Undisturbed Sample, 3" Diameter
— Core Drilling
N - Standard Penetration Resistance per 6" (140 lb hammer, 30" drop)
N.R. - No Recovery

Where water levels are shown, they are those observed at the times noted & may not be indicative of daily or seasonal variations in the ground water level.

The boring results represent sub-surface conditions at the boring locations only & are not necessarily representative of conditions at other locations.

L. J. RUSCIANI ASSOCIATES INC.
State Hwy. 73 & Chestnut Avenue
BERLIN, NEW JERSEY 08009

TEST BORINGS

Boring No. P#22
Sheet No. 1 of 1

Project SHOPPING CENTER LOT 12
Location BRIDGE AVE BRICK TWP N.J, CEDAR
Ground Surface Elev.

Client
Date Started 12-6-85 Completed 12-6-85
Driller JB ROBINS
Helper
Inspector

Ground Water Data			
Depth	Hour	Date	Hrs. After completion
7'		12-6	10 MIN.

A - Method of Advancing Boring		Depth
1	AUGERS	0 to 236"
		to
		to
		to
		to

Depth	A	Sample No.	Sample Depth	Sample N	Soil Classification	Remarks
5					BROWN FINE TO MEDIUM SAND TR SILT ON TOP	
10					MOSTLY LEAVES (FILL)	
15						
20					19' BROWN FINE TO COARSE SAND SOME SILT 236"	
25						
30						
35						
40						

S - 2" O.D. Split Spoon Sample
U - Undisturbed Sample, 3" Diameter
— Core Drilling
N - Standard Penetration Resistance per 6" (140 lb hammer, 30" drop)
N.R. - No Recovery

Where water levels are shown, they are those observed at the times noted & may not be indicative of daily or seasonal variations in the ground water level.

The boring results represent sub-surface conditions at the boring locations only & are not necessarily representative of conditions at other locations.

PACE ASSOCIATES, INC.
20000 HORIZON WAY □ MT. LAUREL, NEW JERSEY 08054 □ (609) 778-8897

January 22, 1988

Township of Brick
Building Department
401 Chambers Bridge Road
Brick Township, NJ 08703

Attention: Edward Izzo, Building Inspector

Re: Towne Hall Shoppes
Certificates of Compliance A1-A8

Dear Sir:

Attached you will find certificates of compliance for stores A1-A8. We are in the process of obtaining all other final inspections and certifacations to obtain occupancy for the tenants of these stores. If you have any questions or comments, please do not hesitate to contact me.

Very truly yours,

Otto W. Greimel
Vice President

c.c. Field

Enclosure

RECEIVED

FEB 5 1988

DIV. OF INSPECTION

LAW OFFICES
CAINE, DIPASQUA, SLOANE, RAFFAELE & NIGRO
A PROFESSIONAL CORPORATION
115 NORTH JACKSON STREET
P. O. BOX 525
MEDIA, DELAWARE COUNTY, PENNSYLVANIA 19063
(215) 565-4430

MELVIN E. CAINE
ANGELO A. DIPASQUA
LEONARD A. SLOANE*
MICHAEL A. RAFFAELE
ROCCO M. NIGRO**
M. EMMONS STIVERS
MITCHELL S. CLAIR

*MEMBER OF PA AND NJ BARS
**MEMBER OF PA, NJ AND FLA BARS

113 W. CHESTNUT ST.
WEST CHESTER, PA 19380
431-4650

PLEASE REPLY TO
BOX 525
MEDIA, PA 19063
TELECOPIER (215) 565-7866

February 3, 1988

Arthur J. Cierzo
Construction Official
TOWNSHIP OF BRICK
401 Chambers Bridge Road
Brick, N.J. 08723

E. Joan Kull
Secretary, Brick Township
Planning Board
401 Chambers Bridge Road
Brick, N.J. 08723

RE: Cedar Bridge Associates (Case No. 1634-PSP/FSP-1/86)

Dear Mr. Cierzo and Ms. Kull:

Cedar Bridge Associates intends to request an amended site plan approval within the very near future. Unfortunately, we do have tenants which are looking to get into the shopping center. Consequently, in an effort to satisfy the Township, and to please the prospective tenants, we would like to move all tenants into the first building, whether retail or service, within an expressed written agreement by and between the Township and Cedar Bridge Associates indicating that we will not move any tenants into the second building until the amended site plan is approved. This obviously will protect the Township to a satisfactory degree, and would also allow Cedar Bridge Associates to continue operations at the shopping center.

I would appreciate your giving this matter your immediate thought and advising as to whether or not it would be acceptable.

Thank you!

Very truly yours,

Rocco M. Nigro (TB)

ROCCO M. NIGRO

RMN/tb
cc: Thomas Diemer

DICTATED BUT NOT READ BY RMN

(7)

SIZING FOR WATER AND SEWER SERVICES

Property Owner CeDAR BRIDGE Date 11-14-86

Property Address 990 - CeDAR BRIDGE Block 469 Lot 12

Zoning UNIT A-1 Use Group M-31B

Contractor _____ License No. Registration _____

Water Main Size _____ Water Pressure _____ Sewer Main Size _____

Plumbing Fixtures	Number	(sfu) Water Units	(dfu) Drainage Units
1. Water Closet	1	( ) 5	( ) 5
2. Lavatory	1	( ) 2	( ) 2
3. Bath Tub		( )	( )
4. Shower Stall		( )	( )
5. Kitchen Sink		( )	( )
6. Service Sink		( )	( )
7. Laundry Tray		( )	( )
8. Dishwasher		( )	( )
9. Washing Machine		( )	( )
10. Urinal		( )	( )
11. Floor Drain	1	( ) 2	( ) 2
12. Drinking Fountain		( )	( )
13. Air Conditioner (water cooled)		( )	( )
14. Dental Unit		( )	( )
15. Lawn Sprinkler No. of Heads		( )	( )
16. Fire Sprinkler No. of Heads		( )	( )
17.		( )	( )
18.		( )	( )
Total		9	9

Gallons per minute _____

Size of Service 3/4

Date: _____ Approved: _____
Brick Township Plumbing Inspector

(7)

SIZING FOR WATER AND SEWER SERVICES

Property Owner CeDAR BRIDGE Date 11-14-86

Property Address 990 - CeDAR BRIDGE Block 469 Lot 12

Zoning UNIT A-2 Use Group M - 31B

Contractor _____ License No. Registration _____

Water Main Size _____ Water Pressure _____ Sewer Main Size _____

Plumbing Fixtures	Number	(sfu) Water Units	(dfu) Drainage Units
1. Water Closet	1	5	5
2. Lavatory	1	2	2
3. Bath Tub			
4. Shower Stall			
5. Kitchen Sink			
6. Service Sink			
7. Laundry Tray			
8. Dishwasher			
9. Washing Machine			
10. Urinal			
11. Floor Drain	1	2	2
12. Drinking Fountain			
13. Air Conditioner (water cooled)			
14. Dental Unit			
15. Lawn Sprinkler No. of Heads			
16. Fire Sprinkler No. of Heads			
17.			
18.			
Total		9	9

Gallons per minute _____

Size of Service 3/4

Date: _____ Approved: _____
Brick Township Plumbing Inspector

(7)

SIZING FOR WATER AND SEWER SERVICES

Property Owner CeDAR BRIDGE Date 11-14-86

Property Address 990 - CeDAR BRIDGE Block 469 Lot 12

Zoning UNIT A-3 Use Group M-31B

Contractor _____ License No. Registration _____

Water Main Size _____ Water Pressure _____ Sewer Main Size _____

Plumbing Fixtures	Number	(sfu) Water Units	(dfu) Drainage Units
1. Water Closet	1	( ) 5	( ) 5
2. Lavatory	1	( ) 2	( ) 2
3. Bath Tub		( )	( )
4. Shower Stall		( )	( )
5. Kitchen Sink		( )	( )
6. Service Sink		( )	( )
7. Laundry Tray		( )	( )
8. Dishwasher		( )	( )
9. Washing Machine		( )	( )
10. Urinal		( )	( )
11. Floor Drain	1	( ) 2	( ) 2
12. Drinking Fountain		( )	( )
13. Air Conditioner (water cooled)		( )	( )
14. Dental Unit		( )	( )
15. Lawn Sprinkler No. of Heads		( )	( )
16. Fire Sprinkler No. of Heads		( )	( )
17.		( )	( )
18.		( )	( )
Total		9	9

Gallons per minute _____

Size of Service 3/4 _____

Date: _____ Approved: _____
Brick Township Plumbing Inspector

(7)

SIZING FOR WATER AND SEWER SERVICES

Property Owner CeDAR BRIDGE Date 11-14-86

Property Address 990 - CEDAR BRIDGE Block 469 Lot 12

Zoning UNIT A-4 Use Group M-31B

Contractor _____ License No. Registration _____

Water Main Size _____ Water Pressure _____ Sewer Main Size _____

Plumbing Fixtures	Number	(sfu) Water Units	(dfu) Drainage Units
1. Water Closet	1	( ) 5	( ) 5
2. Lavatory	1	( ) 2	( ) 2
3. Bath Tub		( )	( )
4. Shower Stall		( )	( )
5. Kitchen Sink		( )	( )
6. Service Sink		( )	( )
7. Laundry Tray		( )	( )
8. Dishwasher		( )	( )
9. Washing Machine		( )	( )
10. Urinal		( )	( )
11. Floor Drain	1	( ) 2	( ) 2
12. Drinking Fountain		( )	( )
13. Air Conditioner (water cooled)		( )	( )
14. Dental Unit		( )	( )
15. Lawn Sprinkler No. of Heads		( )	( )
16. Fire Sprinkler No. of Heads		( )	( )
17.		( )	( )
18.		( )	( )
Total		9	9

Gallons per minute _____

Size of Service 3/4

Date: _____ Approved: _____
Brick Township Plumbing Inspector

(7)

SIZING FOR WATER AND SEWER SERVICES

Property Owner CeDAR BRIDGE Date 11-14-86

Property Address 990 - CeDAR BRIDGE Block 469 Lot 12

Zoning UNIT A-5 Use Group M - 31B

Contractor _____ License No. Registration _____

Water Main Size _____ Water Pressure _____ Sewer Main Size _____

Plumbing Fixtures	Number	(sfu) Water Units	(dfu) Drainage Units
1. Water Closet	1	( ) 5	( ) 5
2. Lavatory	1	( ) 2	( ) 2
3. Bath Tub		( )	( )
4. Shower Stall		( )	( )
5. Kitchen Sink		( )	( )
6. Service Sink		( )	( )
7. Laundry Tray		( )	( )
8. Dishwasher		( )	( )
9. Washing Machine		( )	( )
10. Urinal		( )	( )
11. Floor Drain	1	( ) 2	( ) 2
12. Drinking Fountain		( )	( )
13. Air Conditioner (water cooled)		( )	( )
14. Dental Unit		( )	( )
15. Lawn Sprinkler No. of Heads		( )	( )
16. Fire Sprinkler No. of Heads		( )	( )
17.		( )	( )
18.		( )	( )
Total		9	9

Gallons per minute _____

Size of Service 3/4 _____

Date: _____ Approved: _____
Brick Township Plumbing Inspector

(7)

SIZING FOR WATER AND SEWER SERVICES

Property Owner CeDAR BRIDGE Date 11-14-86

Property Address 990 - CeDAR BRIDGE Block 469 Lot 12

Zoning UNIT A-6 Use Group M-31B

Contractor _____ License No. Registration _____

Water Main Size _____ Water Pressure _____ Sewer Main Size _____

Plumbing Fixtures	Number	(sfu) Water Units	(dfu) Drainage Units
1. Water Closet	1	( ) 5	( ) 5
2. Lavatory	1	( ) 2	( ) 2
3. Bath Tub		( )	( )
4. Shower Stall		( )	( )
5. Kitchen Sink		( )	( )
6. Service Sink		( )	( )
7. Laundry Tray		( )	( )
8. Dishwasher		( )	( )
9. Washing Machine		( )	( )
10. Urinal		( )	( )
11. Floor Drain	1	( ) 2	( ) 2
12. Drinking Fountain		( )	( )
13. Air Conditioner (water cooled)		( )	( )
14. Dental Unit		( )	( )
15. Lawn Sprinkler No. of Heads		( )	( )
16. Fire Sprinkler No. of Heads		( )	( )
17.		( )	( )
18.		( )	( )
Total		9	9

Gallons per minute _____

Size of Service 3/4 _____

Date: _____ Approved: _____
Brick Township Plumbing Inspector

(7)

SIZING FOR WATER AND SEWER SERVICES

Property Owner CEDAR BRIDGE Date 11-14-86

Property Address 990 - CEDAR BRIDGE Block 469 Lot 12

Zoning UNIT A-7 Use Group M-31B

Contractor _____ License No. Registration _____

Water Main Size _____ Water Pressure _____ Sewer Main Size _____

Plumbing Fixtures	Number	(sfu) Water Units	(dfu) Drainage Units
1. Water Closet	1	( ) 5	( ) 5
2. Lavatory	1	( ) 2	( ) 2
3. Bath Tub		( )	( )
4. Shower Stall		( )	( )
5. Kitchen Sink		( )	( )
6. Service Sink		( )	( )
7. Laundry Tray		( )	( )
8. Dishwasher		( )	( )
9. Washing Machine		( )	( )
10. Urinal		( )	( )
11. Floor Drain	1	( ) 2	( ) 2
12. Drinking Fountain		( )	( )
13. Air Conditioner (water cooled)		( )	( )
14. Dental Unit		( )	( )
15. Lawn Sprinkler No. of Heads		( )	( )
16. Fire Sprinkler No. of Heads		( )	( )
17.		( )	( )
18.		( )	( )
Total		9	9

Gallons per minute _____

Size of Service 3/4

Date: _____ Approved: _____
Brick Township Plumbing Inspector

TOWNSHIP OF BRICK

OCEAN COUNTY, NEW JERSEY

401 CHAMBERS BRIDGE ROAD, BRICK, N. J. 08723

Daniel F. Newman, Mayor

Members of the Township Council:
Joseph C. Scarpelli, Council President
Charles E. Anderson
Patrick L. Botazzi
Mary Anne L. Butler
Edmund H. Hibbard
Warren H. Wolf
David W. Wolfe

Department of Engineering

Robert H. Chankalian, P.E.
Business Administrator/Municipal Engineer
(201) 477-3000, ext. 201

Jerome J. Tansey, P.E.
Acting Municipal Engineer
Richard E. Garnett, L.S., P.P.
Municipal Surveyor/Planner
(201) 477-3000

Date 1/29/88

APPLICANT

NAME PACE ASSOC.

ADDRESS 20,000 HORIZON WAY

TOWN/STATE/ZIP MT. LAUREL, N.J. 08054

BUYER(S)

NAME PACE ASSOC.

ADDRESS 20,000 HORIZON WAY

TOWN/STATE/ZIP MT. LAUREL, N.J.

BLOCK 683 LOT 1

Property located at: 990 CEDAR BRIDGE AVE. BRICK, N.J.

I, RICHARD A. LEMM JR. (Applicant) am being given a Certificate of Occupancy with the understanding that I must correct the following conditions on/before April 15, 1988 and subject to inspection by the Township Engineer.

I, RICHARD A. LEMM JR. (Applicant) am also aware that I will have to forfeit the Certificate of Occupancy if I do not comply with the conditions by said date.

I, R. C. Lemm Jr. (Buyer(s)) am aware and hereby give my approval to the conditions outlines below.

CONDITIONS: Building A only.

R. C. Lemm Jr. 2/4/88
Signature of Applicant Date

R. C. Lemm Jr. 2/4/88
Signature of Buyer(s) Date

Arthur J. Cerzo 2/4/88
Construction Official Date

2/4/88
Township Engineer or Assistant Engineer Date

INSPECTOR: F. DUDDY

DATE: 1/29/88

JOB: CEDARBRIDGE ASSOCIATES

SECTION: PB1634

TYPE OF WORK: C.O. INSPECTION

WEATHER: CLEAR

LOCATION: BRICK BLVD + CEDARBRIDGE

TEMPERATURE: 35°

BLOCK: 683-1

LOT:

ENGINEERING RECOMMENDATIONS FOR CERTIFICATE OF OCCUPANCY INSPECTION CHECK LIST

ITEMS TO BE COMPLETED	COMPLETED	DEFICIENT
1. Driveway	✓	
2. Grading	✓	
3. Sidewalk	✓	
4. Road Pavement	✓	
5. Landscaping & Sodding	✓	
6. Clean-up Procedures	✓	
7. Note on going construction in immediate area	✓	
8. Safety	Building "B" AREA UNDER CONSTRUCTION	

COMMENTS REFERENCING ITEM NUMBER:

Building "A" AREA Only copy ATTACHED

Building "B" AREA Closed TO PUBLIC

ok FR 1/29/88

RECOMMENDATIONS:

☑ TEMP. C.O.

☐ FINAL C.O.

☐ DETAILED REINSPECTION

☐ HOLD INSPECTION UNTIL LOT ELEVATION FIELD VERIFIED

[ ] PLANNING BOARD ENGINEER

[signature] MUNICIPAL ENGINEER

1-29-88

I _____, Authorized representative of _____, hereby acknowledge the above deficiencies, and further realize that the Certificate of Occupany will be conditioned upon the acceptable resolution thereof within _____ days of the issuance of Certificate of Occupancy.

New Jersey Natural Resources Conservation Program

OCEAN COUNTY SOIL CONSERVATION DISTRICT

6 Mott Place, CN 2191, Toms River, NJ 08754
Telephone: 201-244-7048

REPORT OF COMPLIANCE

TO: CONSTRUCTION CODE OFFICIAL MUNICIPALITY: BRICK TOWNSHIP

PROJECT: Cedar Bridge Plaza: Units "A1" to "A10" ONLY SCD NO.: 2276

BLOCK NO.(s) 469, 670 LOT NO.(s) 12, 9, 19, 20, 21, 22 & 26

Complete Compliance ☐ Temporary Compliance ☒

BLOCK NO.	LOT NO.	CONDITIONS
469	12	FOR Units "A1" to "A10" ONLY
670	9	
	19	
	20	If erosion problems develop, extra measures will be required.
	21	
	22	
	26	This temporary compliance expires May 15, 1988. The applicant is required to notify our office when work has been properly completed. A $25 reinspection fee will be billed to the applicant for each day that the required work has not been properly completed. No temporary compliances will be issued after April 30, 1988.
		Total Fees Due: $ X

This verifies that the soil erosion and sediment control measures for the above designated block and lot numbers are in compliance to the extent indicated above with the soil erosion and sediment control plan as certified by the Ocean County Soil Conservation District and required by Chapter 251, P.L. 1975 as amended, the Soil Erosion and Sediment Control Act. (N.J.S.A. 4:24-39 et. seq.)

AGENT RESPONSIBLE FOR PROJECT: R. C. Lemm Jr. 2/5/88

AUTHORIZED DISTRICT SIGNATURE: Barry Jennings

Date: 2/5/88

Distribution: White-Township Canary-Applicant Pink-District

A4687

DAVID ROBERT CRAWFORD · ARCHITECT A.I.A.

January 25, 1988

Mr. Bill Greimel
PACE ASSOCIATES
20,000 Horizon Way, Suite 200
Mount Laurel, NJ 08054

Re: Cedar Bridge Plaza,
Brick Township, New Jersey

Dear Mr. Greimel:

As per the latest request of Mr. Art Cierzo, Building Inspector, I have reviewed information from Mets Testing concerning slab thickness and find his report acceptable and accept floor thickness as adequate.

Concerning the request for fibre mesh alternative to 6 x 6 10/10 W.W.F., a letter approving the substitution will be forthcoming from my structural engineer, which will carry with it my approval.

Sincerely,

David R. Crawford,
Architect, AIA

DRC:cjt

cc: Cedar Bridge Associates
Art Cierzo, Building Inspector

20000 HORIZON WAY
SUITE 1000
TEL. NO. (609) 866-0018

MOUNT LAUREL
NEW JERSEY, 08054

DAVID CRAWFORD
ARCHITECT A.I.A.
20000 HORIZON WAY - SUITE 1000
MOUNT LAUREL, N.J. 08054

TOWNSHIP OF BRICK
401 Chambers Bridge Road
Brick, NJ 08723

Attn: Art Cierzo, Building Inspector

Stab# 1 Brighton Shopping Center 1 Dec 86

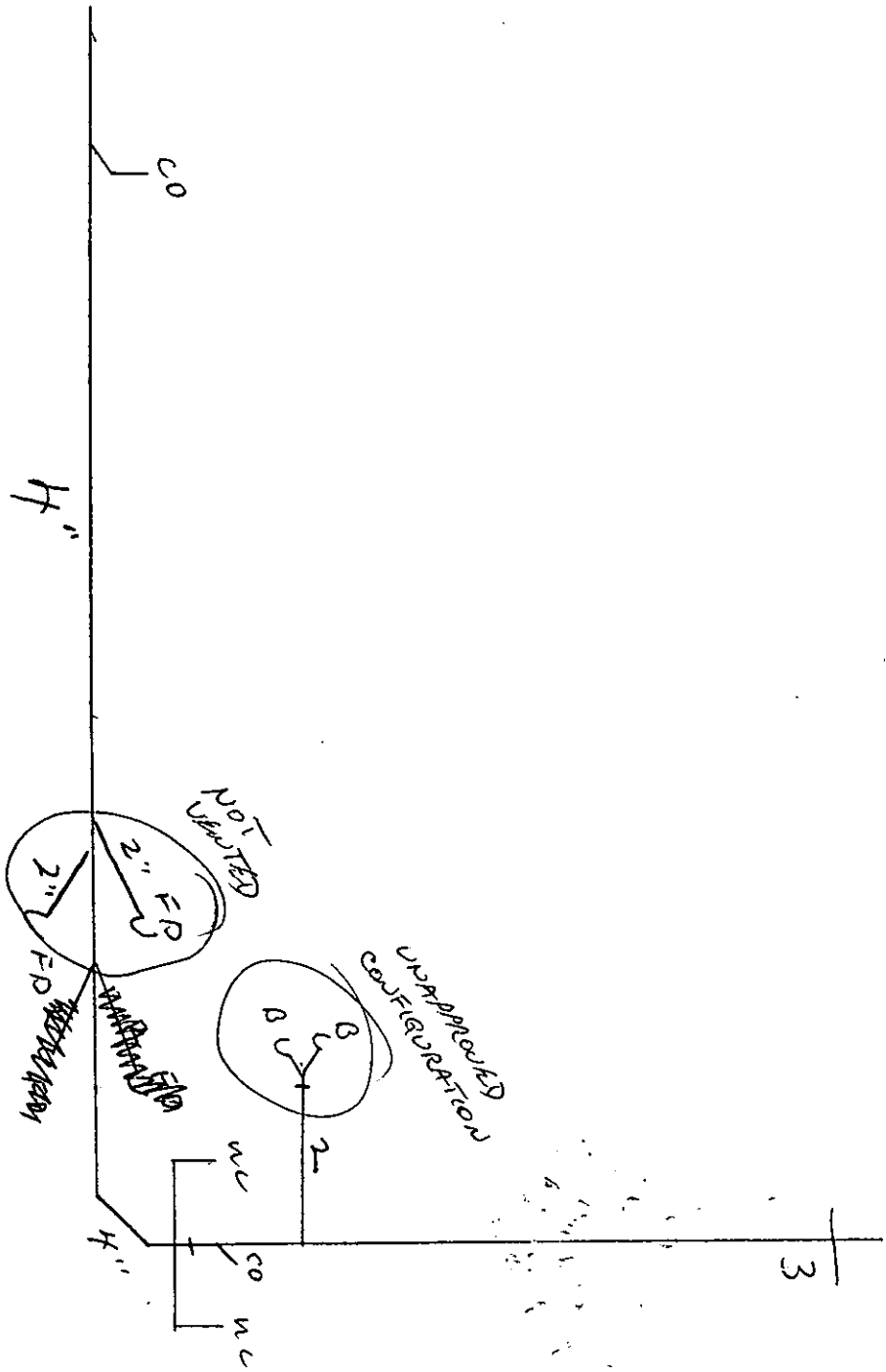

Stack #2

Buckstown Shopping Center

1 Dec 86

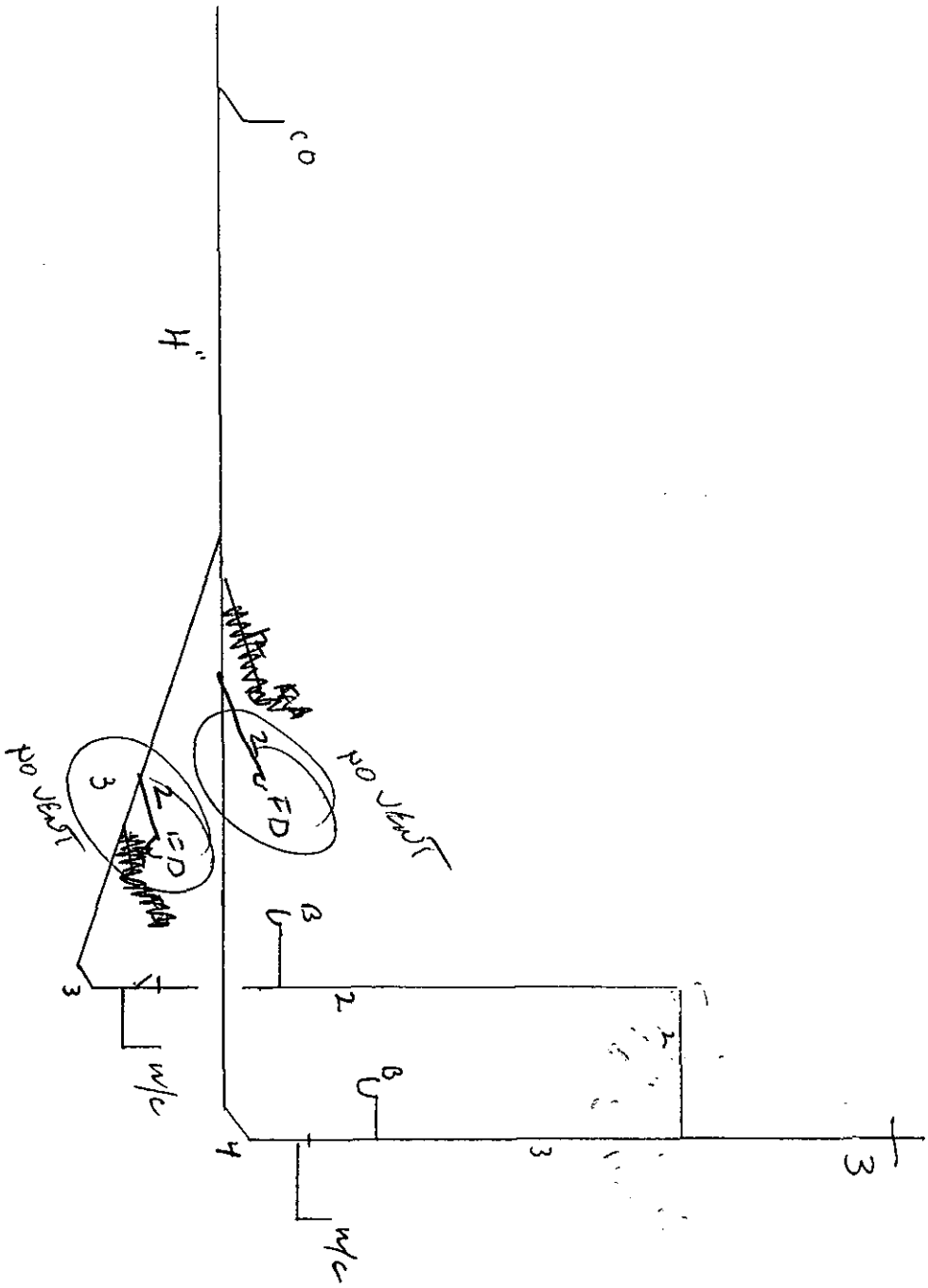

stab #3

Buckstown Shopping Center

1 Dec 86



Stub #4

Buckstown Shopping Center

Dec 86

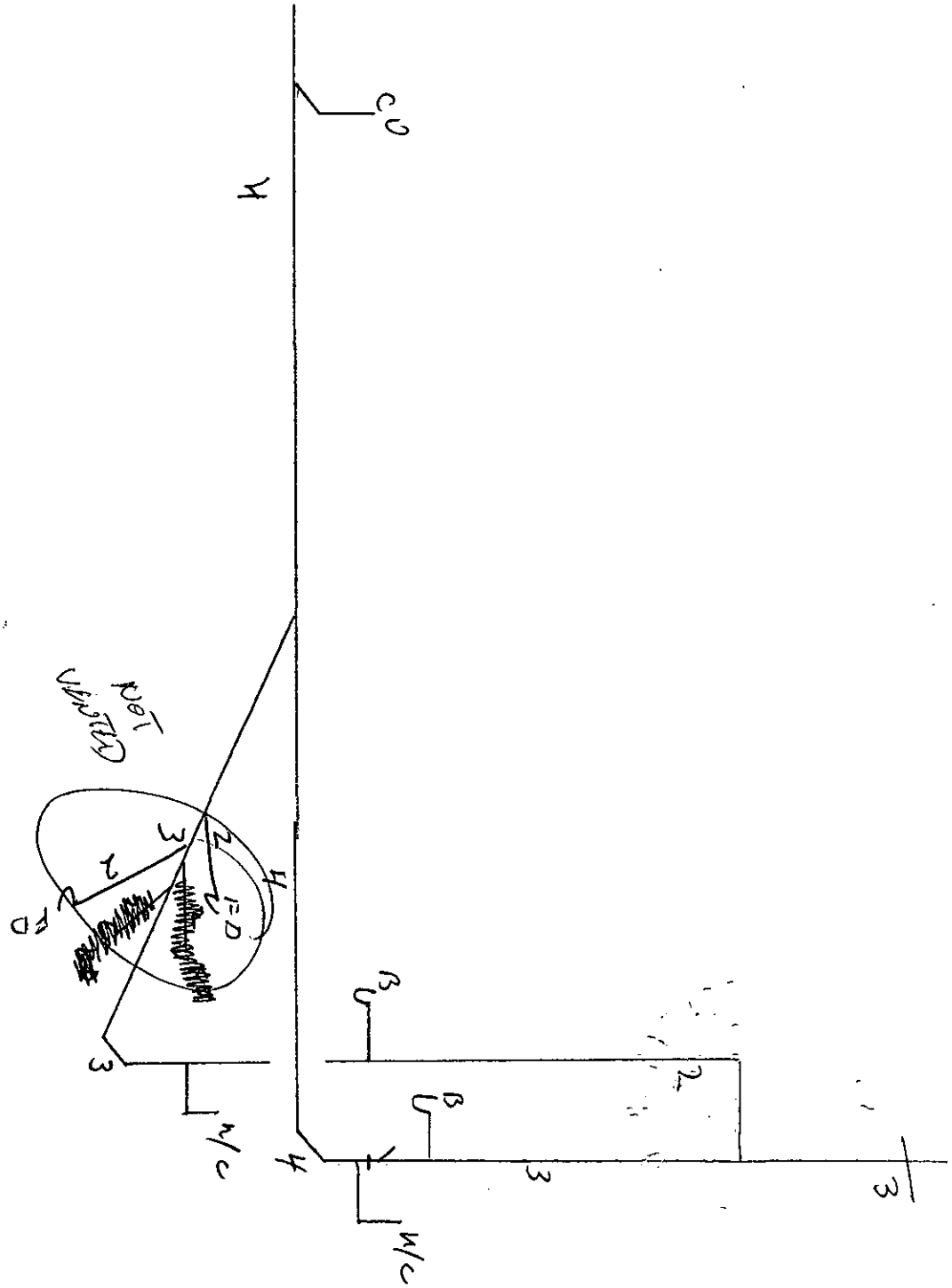

YORK.
Heating and Air Conditioning

530.18-AS2Y(1086)

ADVANCE INFORMATION

Introduces

Sunline 2000™

Single Package Gas / Electric Air Conditioners

9.00 SEER MIN.
D1CG Convertible Air Flow series
3, 4 and 5 tons

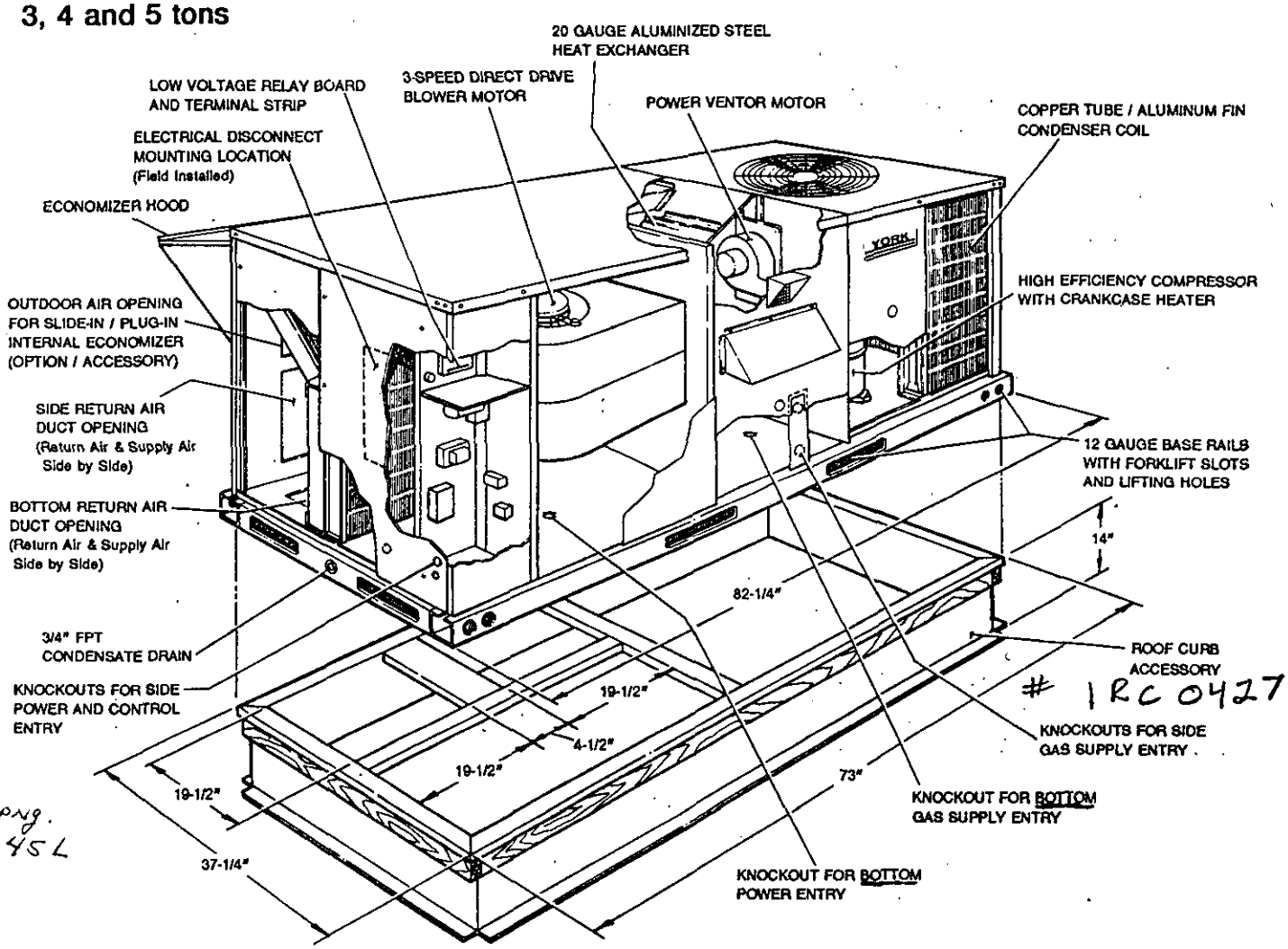

1RC0427

Roof opng.
21W X 45L

CLEARANCES

FRONT	24"
BACK (LESS ECONOMIZER)	12"
BACK (WITH ECONOMIZER)	36"
LEFT SIDE	30"
RIGHT SIDE	18"
TOP	72"

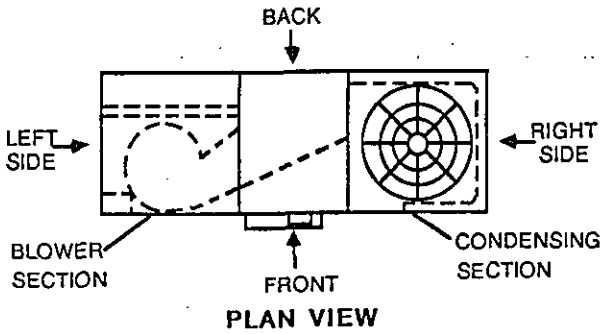

PLAN VIEW

PHYSICAL DIMENSIONS (in)

MODEL	LENGTH	WIDTH	HEIGHT
D1CG036N041,082	82-1/4	44-7/8	32-3/8
D1CG048N062,103	82-1/4	44-7/8	32-3/8
D1CG060N082,103	82-1/4	44-7/8	32-3/8

PRELIMINARY PERFORMANCE RATINGS

MODEL	COOLING CAPACITY (SEE NOTE) 80/67-95°F MBH	SEER	EER	GAS HEAT CAPACITY (SEE NOTE) INPUT (MBH)	OUTPUT (MBH)	AFUE (%)	S.E. (%)	TEMP. RISE (°F)	GAS LINE SIZE (in. OD)
D1CG036N041	40	9.05	8.65	50	41	75.5	71.0	15 – 45	1/2
3 Ton D1CG036N082	40	9.05	8.65	100	82	75.5	71.0	40 – 70	1/2
D1CG048N062	48	9.00	8.70	75	62	75.5	71.0	25 – 55	1/2
4 Ton D1CG048N103	48	9.00	8.70	125	103	75.5	71.0	45 – 75	1/2
D1CG060N082	58	9.00	8.65	100	82	75.5	71.0	25 – 55	1/2
5 Ton D1CG060N103	58	9.00	8.65	125	103	75.5	71.0	35 – 65	1/2

NOTE: Ratings are in accordance with ARI Standard 210.

SEER = Seasonal Energy Efficiency Ratio – the total cooling output in BTU's during a normal annual usage period for cooling divided by the total electric power input in watt-hours during the same period.

EER = Energy Efficiency Ratio – the cooling capacity in Btu's per hour (Btuh) divided by the power input in watts at any given set of rating conditions, expressed in Btuh per watt (Btuh/watt).

AFUE = Annual Fuel Utilization Efficiency – determined in accordance with DOE test procedure.

S.E. = California Seasonal Efficiency – determined in accordance with test procedures as specified by the State of California Energy Commission. Furnaces are available with a low NOx accessory.

PRELIMINARY PHYSICAL DATA

MODEL		D1CG036	D1CG048	D1CG060
EVAPORATOR BLOWER	CENTRIFUGAL BLOWER (Dia. x Wd. in.)	11 x 9	11 x 9	11 x 9
	FAN MOTOR HP	1/2	3/4	1
	MAX. EXT. SP @ NOM. CFM	0.60	0.60	0.75
EVAPORATOR COIL	ROWS DEEP	4	4	4
	FINS PER INCH	15	15	14
	FACE AREA (Sq. Ft.)	3.6	4.3	5.1
CONDENSER FAN	PROPELLER DIA. (in.)	24	24	24
	FAN MOTOR HP	1/2	1/2	1/2
	NOM. CFM TOTAL	4500	4200	4500
CONDENSER COIL	ROWS DEEP	1	2	2
	FINS PER INCH	16	16	16
	FACE AREA (Sq. Ft.)	17.3	13.6	15.9
	TOTAL SURFACE (Sq. Ft.)	17.3	26.9	31.2
AIR FILTERS (SEE NOTE)	QUANTITY PER UNIT (14" X 20")	2	2	2
	QUANTITY PER UNIT (14" X 25")	1	1	1
	TOTAL FACE AREA (sq. ft.)	6.3	6.3	6.3
WEIGHT	SHIPPING (lbs.)	610	650	675
CHARGE	REFRIGERANT 22 (lbs./oz.)	6/4	8/4	9/10

NOTE: Shipped without filters. Filter racks are adapted for 1" or 2" thick filters.

PRELIMINARY ELECTRICAL DATA

MODEL D1CG	POWER SUPPLY	VOLTAGE LIMITATIONS (SEE NOTE 1) MIN.	MAX.	COMPRESSOR RLA	LRA	COND. FAN MOTOR, FLA	SUPPLY AIR BLOWER MOTOR, FLA	TOTAL UNIT AMPACITY, AMPS	MAX. FUSE SIZE, (SEE NOTE 2) AMPS	MAX. HACR BREAKER SIZE, AMPS	MIN. WIRE SIZE, AWG (SEE NOTE 3)
036	208/230-1-60	187	253	19.7	97.6	2.0	4.4	30.0	40	40	8
	208/230-3-60	187	253	11.6	73.4	2.0	4.4	20.9	25	25	12
	460-3-60	414	504	5.1	37.7	1.4	2.0	9.8	12	12	14
048	208/230-1-60	187	253	23.3	118.0	2.0	5.0	36.1	45	45	8
	208/230-3-60	187	253	15.4	90.0	2.0	5.0	26.3	35	35	10
	460-3-60	414	504	8.3	45.0	1.4	2.2	14.0	17.5	17.5	14
	575-3-60	518	600	6.4	36.0	2.0	5.0	15.0	20	20	14
060	208/230-1-60	187	253	28.8	138.0	2.0	6.4	44.4	60	60	6
	208/230-3-60	187	253	17.3	106.0	2.0	6.4	30.0	35	35	10
	460-3-60	414	504	9.0	53.0	1.4	3.3	16.0	17.5	17.5	14
	575-3-60	518	600	6.4	43.0	2.0	6.4	16.4	20	20	14

NOTES: 1. Utilization Range "A" in accordance with ARI Standard 110.
2. Dual element, time delay type.
3. Based on 60°C copper conductors.
4. N/A = Not available at time of printing.

Supersedes: 530.18-AS2Y (986)
Subject to change without notice. Printed in U.S.A.
 SHU 5M 1086 .08

Central Environmental Systems
Post Office Box 1592
York Pennsylvania 17405-1592

YORK.
Heating and Air Conditioning

TOWNSHIP OF BRICK

OCEAN COUNTY, NEW JERSEY

401 CHAMBERS BRIDGE ROAD, BRICK TOWN, N.J. 08723

Department of
Engineering & Public Works
Division of Engineering
ROBERT H. CHANKALIAN, P.E., DIRECTOR

(201) 477-3000

October 23,1986

Mr. Francis E. Smith
Township Clerk
Township of Brick, N.J.

SUBJECT: Cedar Bridge Association
Site Plan Case #1634
Block 469,Lot 12
Block 670,Lot 9,19,20,21,22,26

Dear Mr. Smith:

Enclosed please find cost estimate for the required Performance Guarantee and Engineering Inspection Fund for the subject project as follows:

Performance Guarantee $720,335.20 Must be Cash or Surety!

Engineering Inspection Fund $43,220.11* Must be Cash. Less 500.00 previously posted.

Very truly yours,

Richard S. Buttyn, P.E.
Acting Municipal Engineer
for
Robert H. Chankalian, P.E.
Business Administrator/Municipal Engineer

RHC/RSB/dea
cc: Mayor
Business Administrator w/encl.
Planning Board or Bd. of Adjustment Sec. w/encl.
Treasurer
Zoning Officer
Township Council
Division of Inspections
Applicant w/encl.
Applicant's Engineer w/encl.
Senior Engineering Inspector w/encl.
File Copy

* Applicant may post one-third of this amount ($14,240.03) with condition that additional amount will be posted if required within ten (10) days of notification by the Engineer.

SHOPPING CENTER BRICK TWP.,N.J.

TYPICAL REFLECTED CEILING PLAN

SCALE: 1/8" 1'-0" DATE: 11/4/86

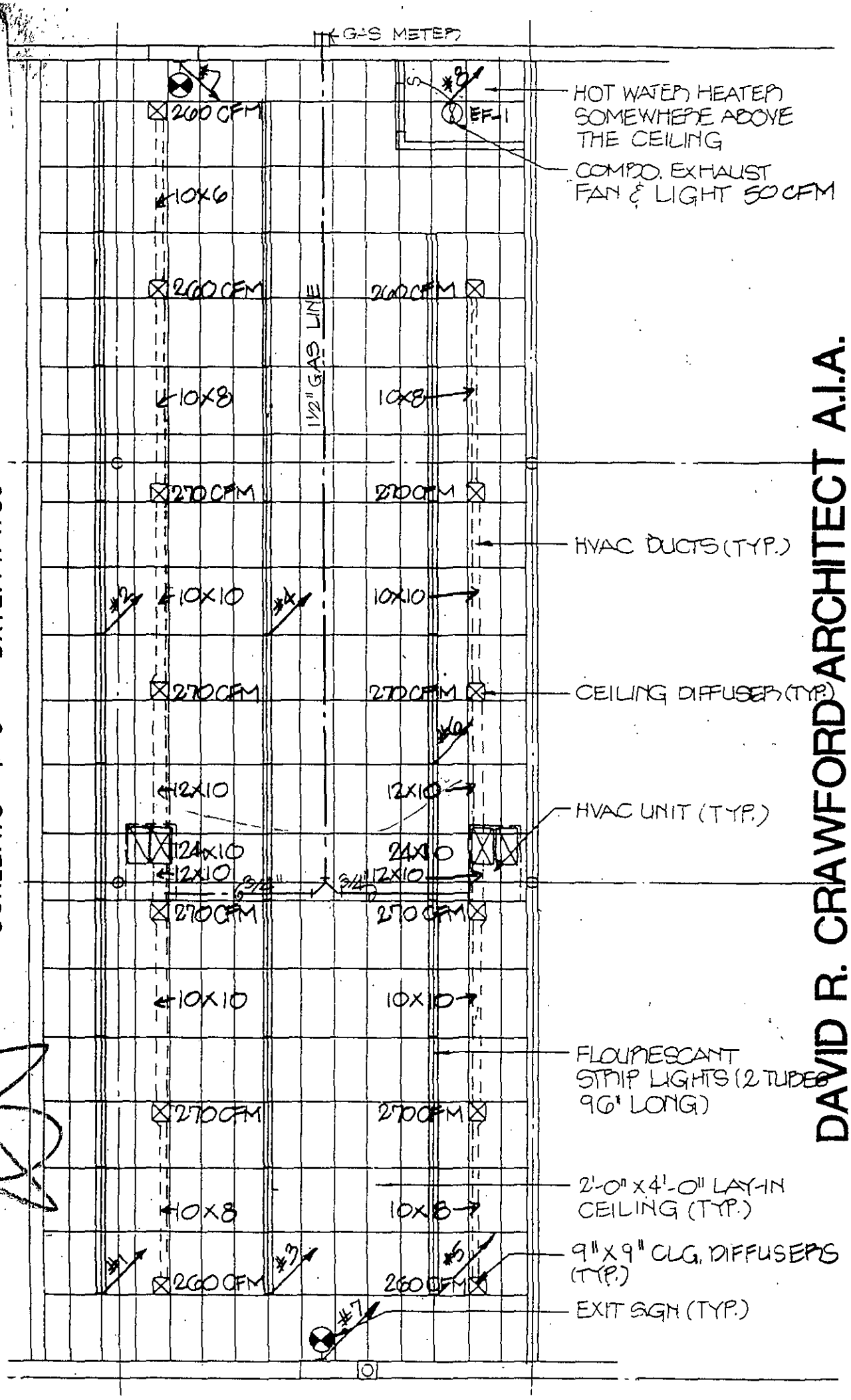

DAVID R. CRAWFORD ARCHITECT A.I.A.

ASHLAND OFFICE CENTER ALPHA & EVESHAM AVES. VOORHEES TWP.,N.J. 08043

SHOPPING CENTER BRICK TWP.,N.J.

TYPICAL REFLECTED CEILING PLAN

SCALE: 1/8" 1'-0" DATE: 11/4/86

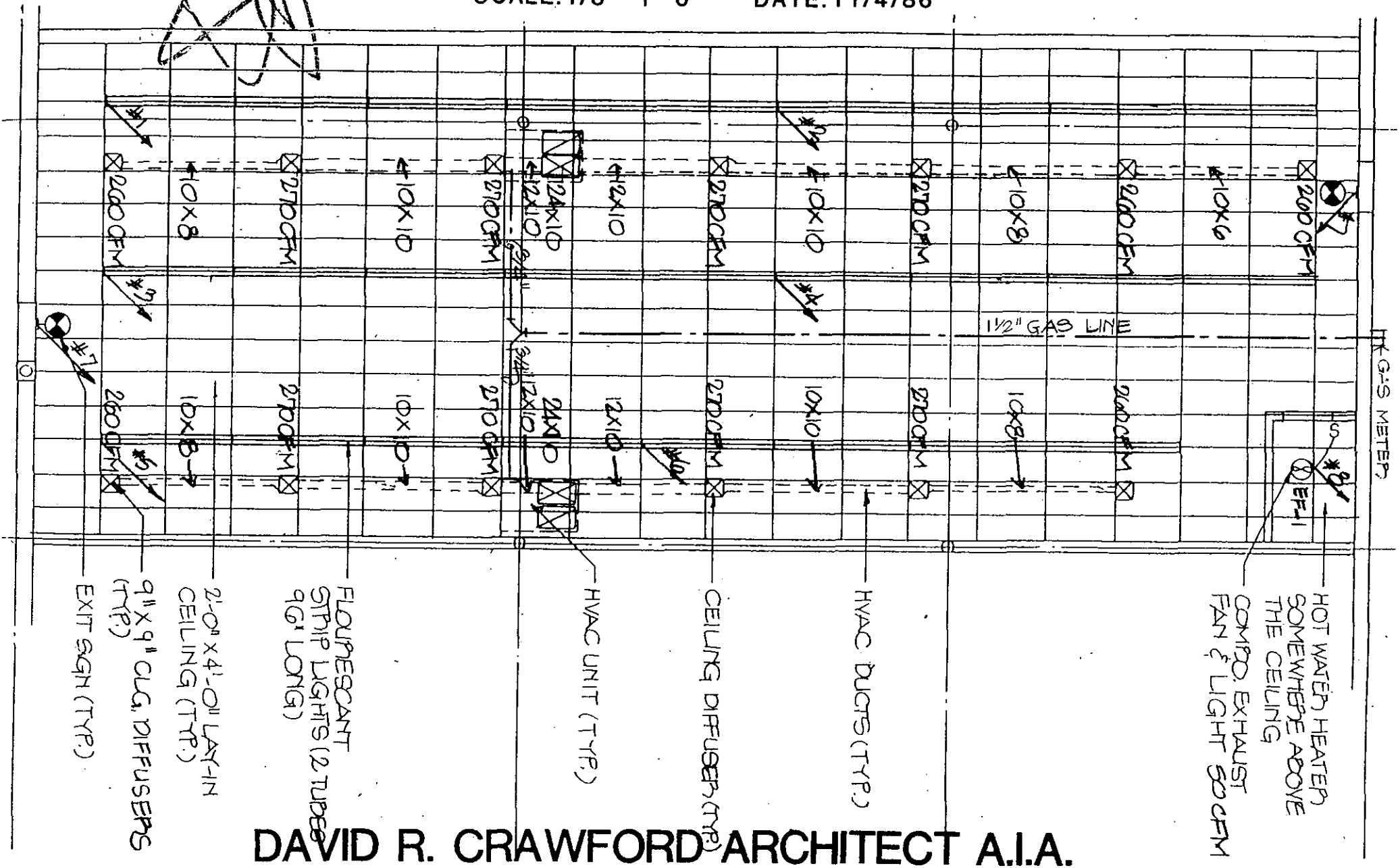

DAVID R. CRAWFORD ARCHITECT A.I.A.

ASHLAND OFFICE CENTER ALPHA & EVESHAM AVES. VOORHEES TWP.,N.J. 08043

SHOPPING CENTER BRICK TWP.,N.J.

TYPICAL REFLECTED CEILING PLAN

SCALE: 1/8" 1'-0" DATE: 11/4/86

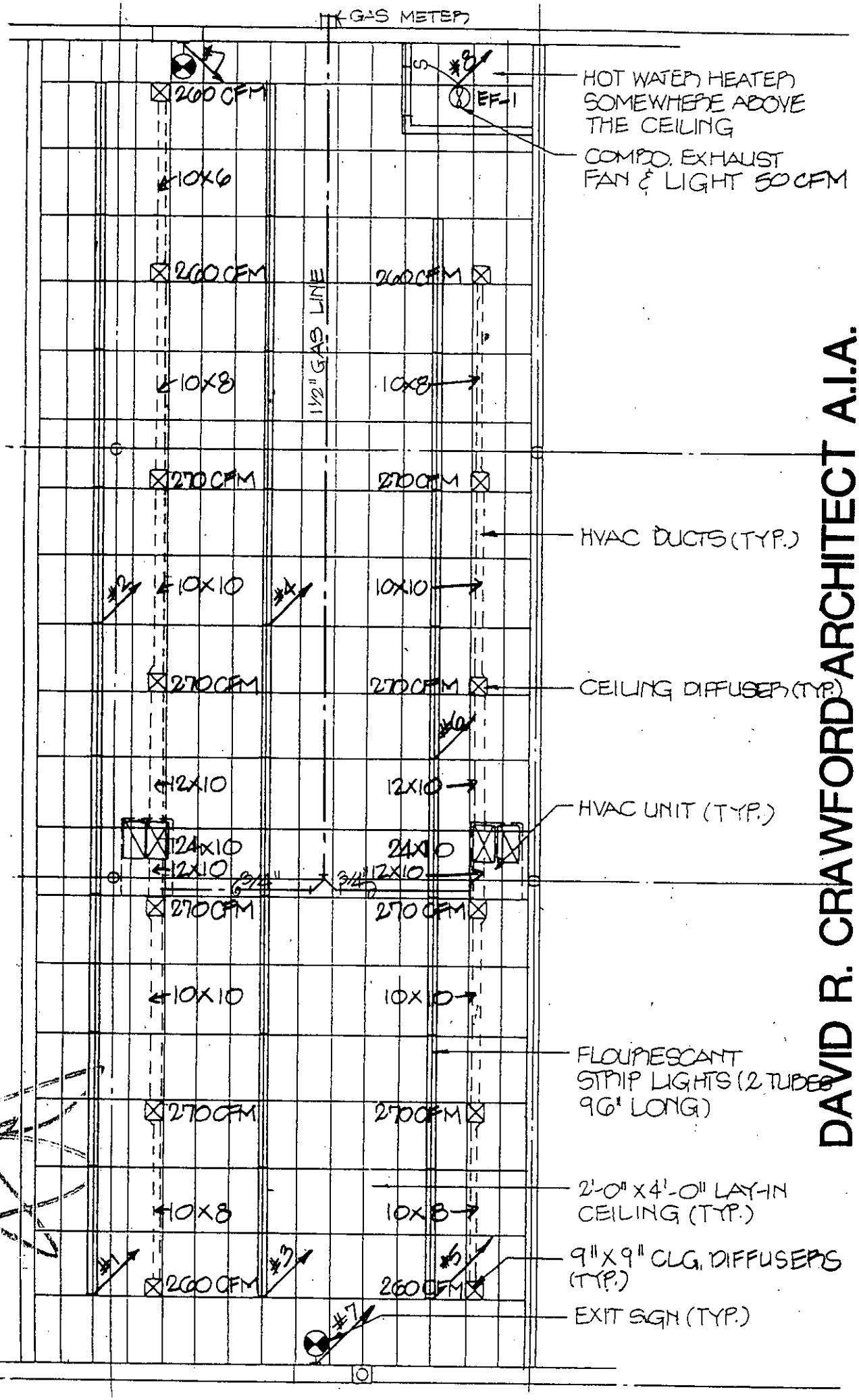

DAVID R. CRAWFORD ARCHITECT A.I.A.

ASHLAND OFFICE CENTER ALPHA & EVESHAM AVES. VOORHEES TWP.,N.J. 08043

SHOPPING CENTER BRICK TWP.,N.J.

SCALE: 1/8" 1'-0" DATE: 11/4/86

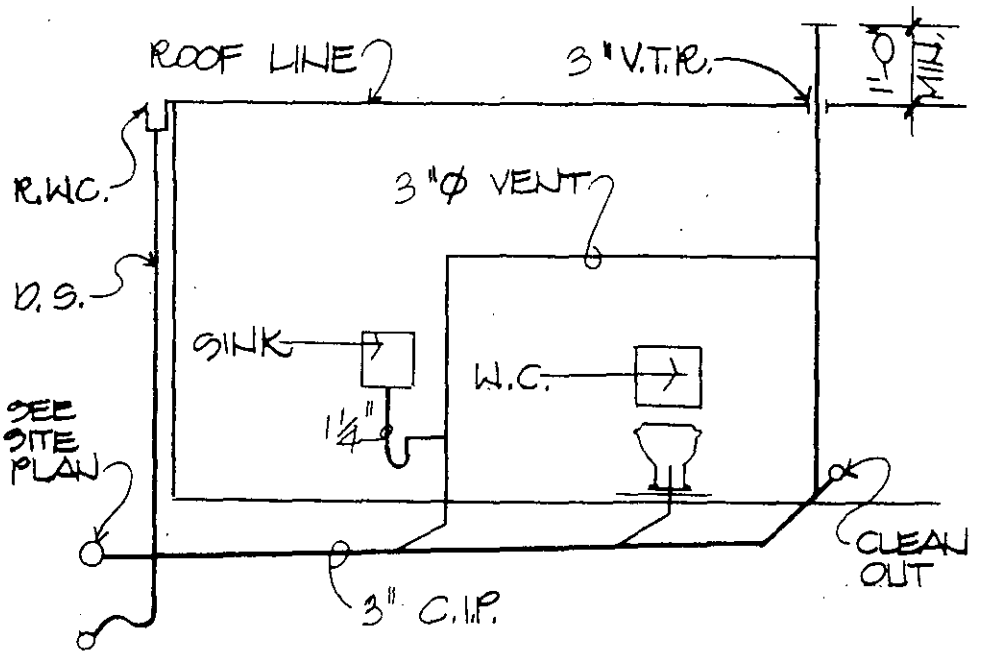

TYPICAL PLUMBING RISER DIAGRAM NTS

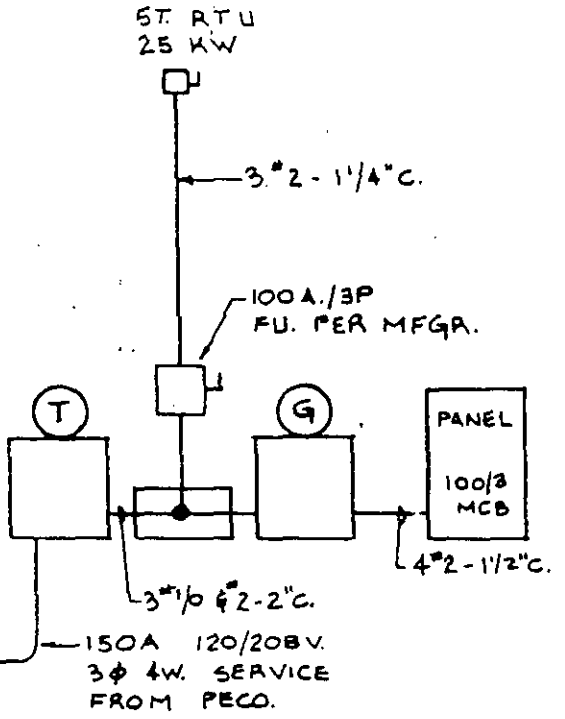

SINGLE LINE DIAGRAM

DAVID R. CRAWFORD ARCHITECT A.I.A.

ASHLAND OFFICE CENTER ALPHA & EVESHAM AVES. VOORHEES TWP.,N.J. 08043

SHOPPING CENTER BRICK TWP.,N.J.

SCALE: 1/8" 1'-0" DATE: 11/4/86

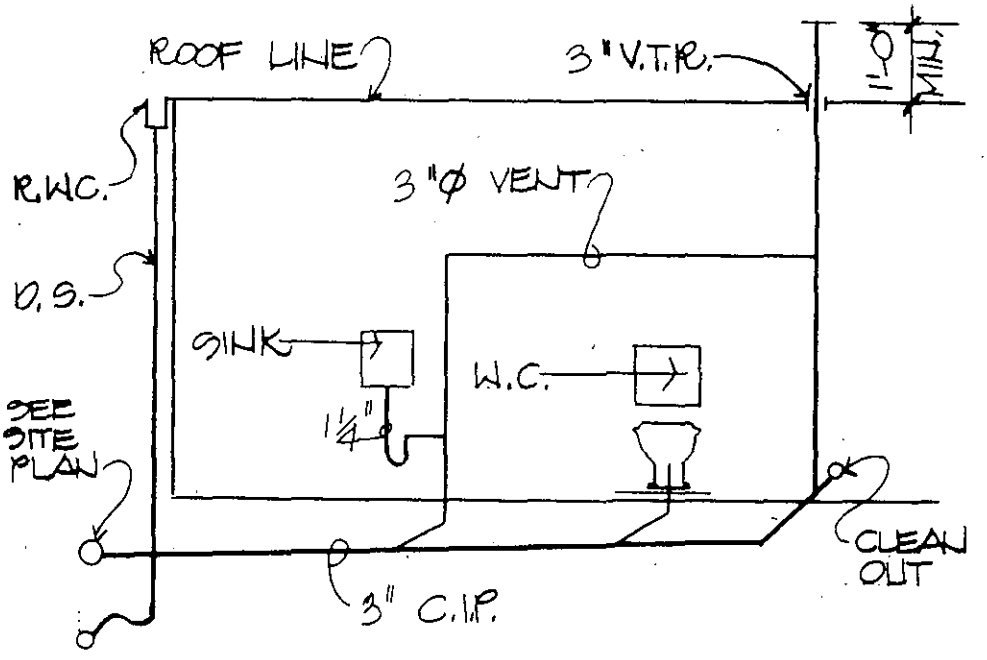

TYPICAL PLUMBING RISER DIAGRAM N/TS

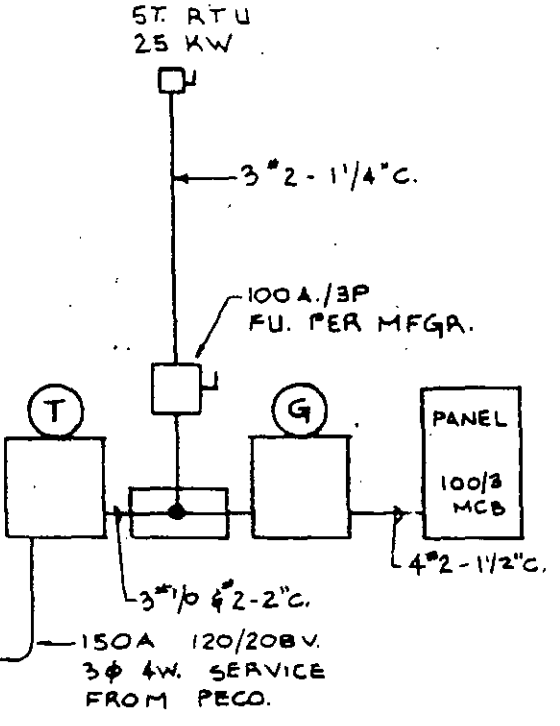

SINGLE LINE DIAGRAM

DAVID R. CRAWFORD ARCHITECT A.I.A.

ASHLAND OFFICE CENTER ALPHA & EVESHAM AVES. VOORHEES TWP.,N.J. 08043

SHOPPING CENTER BRICK TWP.,N.J.

SCALE: 1/8" 1'-0" DATE: 11/4/86

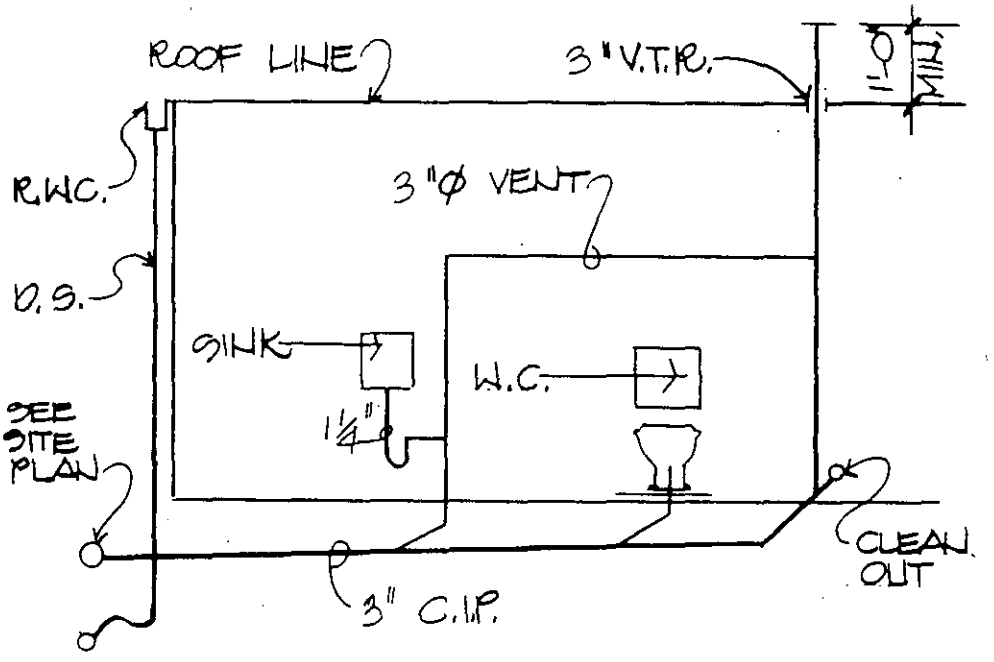

TYPICAL PLUMBING RISER DIAGRAM N/TS

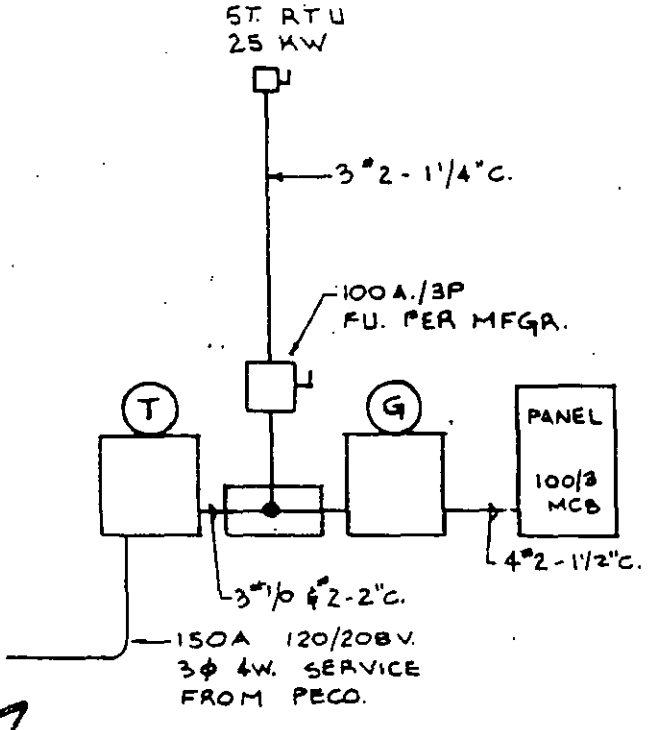

SINGLE LINE DIAGRAM

DAVID R. CRAWFORD ARCHITECT A.I.A.

ASHLAND OFFICE CENTER ALPHA & EVESHAM AVES. VOORHEES TWP.,N.J. 08043

SHOPPING CENTER BRICK TWP.,N.J.

TYPICAL FLOOR PLAN

SCALE: 1/8" = 1'-0" DATE: 11/4/86

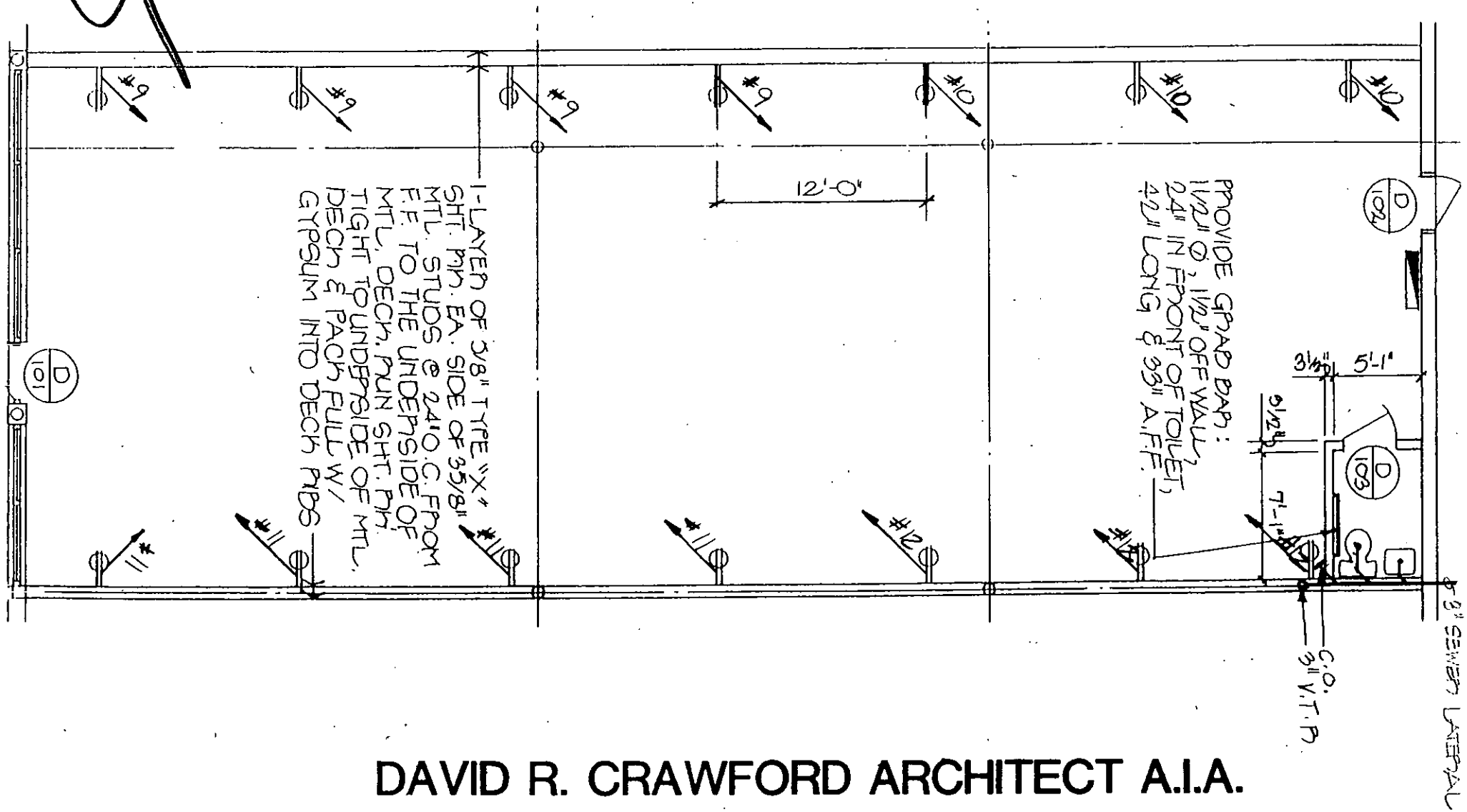

DAVID R. CRAWFORD ARCHITECT A.I.A.

ASHLAND OFFICE CENTER ALPHA & EVESHAM AVES. VOORHEES TWP.,N.J. 08043

SHOPPING CENTER BRICK TWP.,N.J.

TYPICAL FLOOR PLAN

SCALE:1/8" 1'-0" DATE:11/4/86

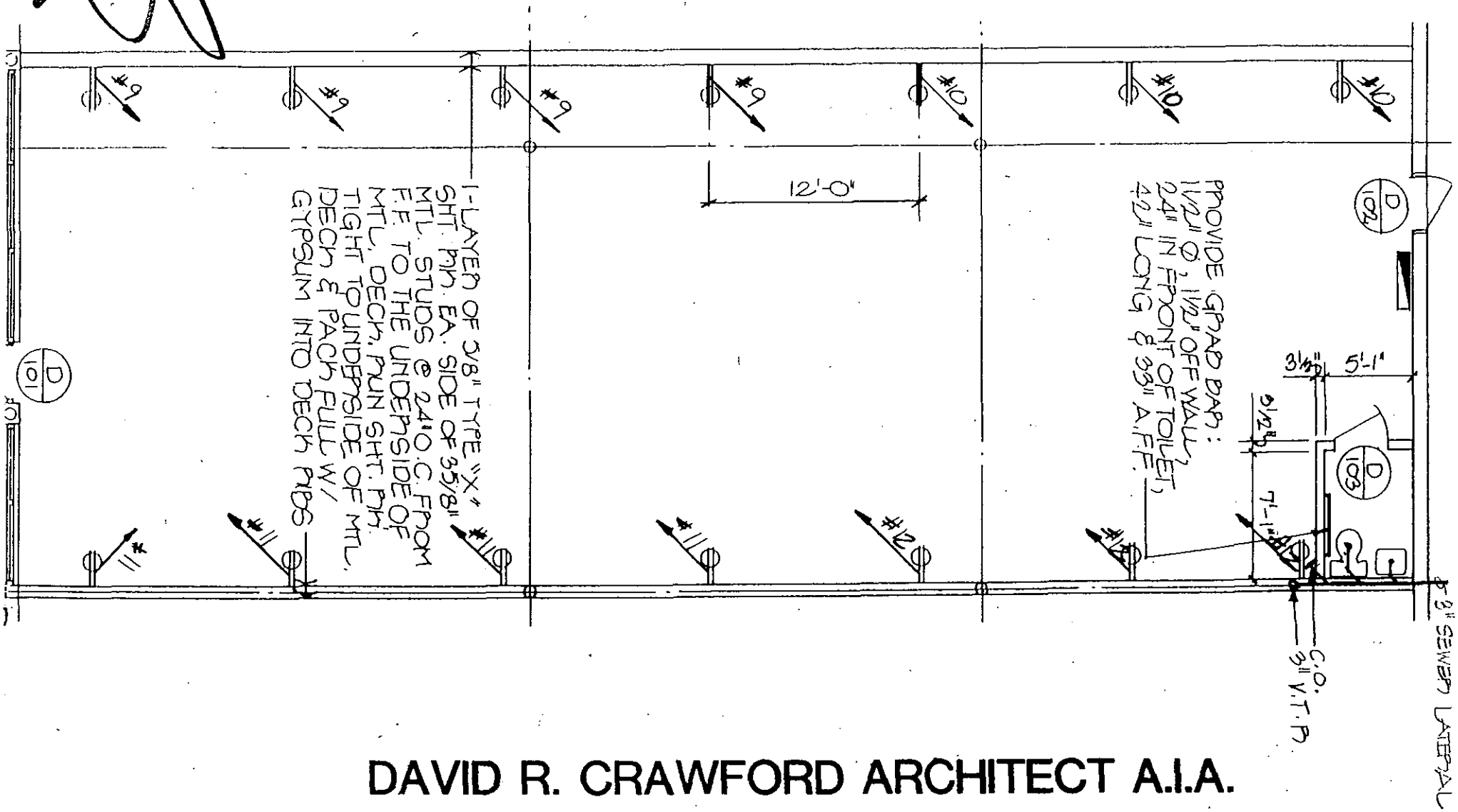

DAVID R. CRAWFORD ARCHITECT A.I.A.

ASHLAND OFFICE CENTER ALPHA & EVESHAM AVES. VOORHEES TWP.,N.J. 08043

DAVID ROBERT CRAWFORD · ARCHITECT A.I.A.

January 15, 1988

RECEIVED
JAN 20 1988
DIV. OF INSPECTION

Mr. Art Cierzo, Building Inspector
TOWNSHIP OF BRICK
401 Chambers Bridge Road
Brick, NJ 08723

Re: Cedar Bridge Plaza,
Brick Township, New Jersey

Dear Mr. Cierzo:

Please be advised, as per our telecon of 1/11/88 & 1/14/88, DRCA has requested that the following action be taken:

Concrete Floor Slab

DRCA has requested Pace Associates to make borings in the area of concern and make a random pattern thoughout the rest of the building. Once completed, Pace Associates is to have Len Rusciani, soils engineer, certify or make correction recommendations.

Bldg. "B" Side Walls

As per my field visit with your department, Pace Associates, and Len Rusciani, action is being taken to correct missing Dur-a-wall in South Wall by removing & rebuilding. The North Wall portion under consideration will be removed and put up new. Both items are to be done under Len Rusciani's inspection and your department's review and approval.

Once all tests and corrective measures have been implemented, a letter of certification will be issued by Mr. Rusciani along with copies of all test results.

I will be in touch with you, as well as Pace Associates shortly.

Sincerely,

David R. Crawford,
Architect, AIA

DRC:cjt

cc: Pace Associates
Cedar Bridge Associates
Len Rusciani

20000 HORIZON WAY
SUITE 1000
TEL. NO. (609) 866-0018

MOUNT LAUREL
NEW JERSEY, 08054

MATERIALS
ENGINEERING
TESTING
SERVICES, INC.

State Highway #73 & Chestnut Avenue, Berlin, N.J. 08009 (609) 767-1000

File #61 COPY D.R.C. 1-18-88 File 1/18/88

ENGINEERING — MATERIALS EVALUATION — INSPECTION — INVESTIGATION — TESTING — REPORTS

ORIGINAL Brick Twp.

METS #14547

RECEIVED
JAN 18 1988
PACE ASSOCIATES

January 15, 1988

Pace Associates Inc.
20,000 Horizon Way
Mount Laurel, N.J. 08054

Attn: Bill Griemel

Re: Concrete slab thickness, Towne Hall Shoppes, Bricktown, N.J.

Dear Sir:

We have examined the concrete floors of building "A" of the Towne Hall Shoppes in Bricktown, N.J.

We drilled 21 cores at various locations through out the building. The thickness of the slab varied from 2 3/4" to 5 1/2", the average thickness was 3.86".

Since the specified thickness was 4" and since fibre mesh was used for reinforcing in the slabs, it is my opinion that no structual problem exists.

It is our recommendation that the shrinkage cracks that exist be filled in with an epoxy crack filler.

We do not feel that any other remedial work is necessary.

Respectfully Submitted,
Materials Engineering Testing Services, Inc.

Leonard J. Rusciani

Leonard J. Rusciani, P.E.

c: Client (2)

MATERIALS
ENGINEERING
TESTING
SERVICES, INC.

State Highway #73 & Chestnut Avenue, Berlin, N.J. 08009 (609) 767-1000

ENGINEERING — MATERIALS EVALUATION — INSPECTION — INVESTIGATION — TESTING — REPORTS

CLIENT: Pace Associates, Inc.

DATE: January 12, 1988

PROJECT: Towne Hall Shopping Center
Bricktownship, NJ

METS #14547

CC #1

SAMPLE OF: (22) Concrete Cores drilled by M.E.T.S.

TESTS REQUIRED: Drilling of 3"ø Concrete Cores for thickness
Field Measurements

IDENTIFICATION	ORIGINAL CORE LENGTH	NOTES
Suite A4 #1	3"	Along Crack
Suite A-4 #2	3 1/2"	Along Crack
Suite A-5 #1	2 3/4"	Along Crack
Suite A.5 #2	4"	Along Crack
Suite A.8 #1 & A.8 #2	4 1/4"	Along Crack
Suite A.7 Front	4 1/4"	
Suite A.7 Rear	3 1/4"	
Suite A.7 Rear Alternate	4 1/2"	
Suite A-5 #3	3 3/4"	
Suite A.4 #3	5 1/2"	
Suite A4 #4	3 3/4"	
Suite A-4 #5	3 1/4"	
Suite A.9 Front	4 1/4"	Test Holes Hilti Drill
Suite A.9 Rear	3 1/2"	Test Holes Hilti Drill
Suite A.9 Front	4 3/4"	Core
Suite A.9 Rear	3 3/4"	
Suite A.10 Rear	4 1/4"	
Suite A.10 Front	3 3/4"	
Suite A-6 Front	3 1/2"	
Suite A.3 Front	4 1/4"	
Suite A.1 Rear	3 1/4"	

Respectfully submitted,
MATERIALS ENGINEERING TESTING SERVICES, INC.

Leonard J. Rusciani

Leonard J. Rusciani, P.E.

LJR/jjf
c: Client (2)

FROM:

PACE ASSOCIATES, INC.
20000 Horizon Way, Suite 200
Mount Laurel, New Jersey 08054
(609) 778-8897

LETTER OF TRANSMITTAL

TO: Township of Brick

ADDRESS: 401 Chambers Bridge Rd.

CITY: Brick, NJ 08723

ATTENTION: Art Cierzo

DATE: 1/18/88 JOB. NO.: 61

RE: Towne Hall Shoppes
Brick, NJ

PLEASE BE ADVISED:

WE ARE SENDING YOU ☐ ATTACHED ☐ UNDER SEPARATE COVER VIA _____ THE FOLLOWING:

☐ PRINTS ☐ PLANS ☐ SHOP DRAWINGS ☐ SAMPLES ☐ SPECIFICATIONS

☐ CONTRACT ☐ PURCHASE ORDER ☐ PHOTOGRAPHS ☐ COPY OF LETTER ☐ CHANGE ORDER

☐ _____

	NO.	DATE	COPIES	DESCRIPTION
1			1	Letter from METS dated 1/15/88
2				Concrete Slab Thickness
3				
4				
5				
6				
7				

THESE ARE BEING TRANSMITTED AS INDICATED BELOW:

☐ AS REQUESTED ☐ APPROVED AS IS ☐ CERTIFICATE OF INSURANCE REQUESTED

☐ FOR APPROVAL ☐ APPROVED WITH CORRECTIONS ☐ SIGNATURE REQUESTED

☐ FOR YOUR USE ☐ RETURNED WITH CORRECTIONS ☐ RETURNED AFTER LOAN TO US

☐ FOR YOUR COMMENTS ☐ RESUBMIT _____ COPIES FOR APPROVAL ☐ _____

☐ FOR BID(S) DUE _____

COMMENTS: cc: David R. Crawford, Architect

SIGNED: Otto W. Greimel, Jr.
Vice President

WHITE – ORIGINAL COPY YELLOW – DUPLICATE COPY PINK – FIELD COPY

14.2.6 Limitations. Fesco-Foam must not be left exposed to the weather. No more insulation shall be applied than can be completely covered with the finished built-up roofing on the same day. For installation over various roof decks see Specifications 500, 501, 502, and 503, in this Section. Application of Fesco-Foam is not recommended where temperatures are maintained in excess of 200°F.

14.3.0 Fes-Core™. Fes-Core provides high thermal values for roof assemblies over nailable, non-nailable or steel roof decks. It can be applied using mechanical fasteners or hot asphalt, depending on the deck and code requirements.

14.3.1 Composition and Manufacture. Fes-Core consists of a core of polyurethane foam between two layers of a special ½" Fesco Board. The special ½" Fesco Board is an inorganic expanded perlite mineral aggregate board with properties similar to those given above for Fesco Board. The foam core is expanded rigid polyurethane foam which bonds to the Fesco Board base and top during manufacture, creating a composite unit. When applied as specified over rigid permanent decks, Fes-Core provides a suitable substrate for application of a roofing membrane.

14.3.2 Thermal Values.
Fes-Core.

Product Designation	Thermal Conductance*	Thermal Resistance	Thickness (Nominal)
C-12	0.12	8.3	1.9"
C-10	0.10	10.0	2.1"
C-8	0.08	12.5	2.4"
C-7	0.07	14.29	2.7"
C-6	0.06	16.67	2.9"
C-5	0.05	20.0	3.2"

*Values listed are aged C values per RIC/TIMA Technical Bulletin 281-1.

14.3.3 Sizes. Fes-Core is available in size 36"x48". For thickness and thermal values see table 12.3.2.

14.3.4 Applicable Standards. Fes-Core is classified by Underwriters' Laboratories, Inc. for use in construction number 1, 2, 27 and 158. See current UL Building Materials Directory. Fes-Core is accepted by Factory Mutual Research Corporation for Class I Construction subject to the conditions of approval as described in FM Report J.I.162A1.AM. See current Factory Mutual Approval Guide. Fes-Core meets the physical property requirements specified in Federal Specification HH-I-1972/GEN and HH-I-1972/5.

14.3.5 Limitations. Fes-Core must not be left exposed to the weather. No more insulation shall be applied than can be completely covered with the finished roofing membrane on the same day. For installation over various roof decks see the insulation specifications. Application of Fes-Core is not recommended where temperatures are maintained in excess of 200°F.

14.4.0 Isocyanurate and Urethane Foams. Manville's polyurethane and polyisocyanurate foam products provide high thermal values for BUR, modified bitumen and single ply roofing systems over nailable, non-nailable or steel decks. They may be mechanically attached or applied with hot asphalt to the deck, depending on the deck type and code requirements.

14.4.1 Composition and Manufacture. Manville manufactures a complete line of isocyanurate and urethane foam products. UltraThane is a faced polyurethane foam for use under BUR and modified bitumen roof membranes. UltraThane SP is a faced polyurethane foam product with facers that are compatible with single ply membrane systems (PVC, EPDM, etc.), and is usable in ballasted, fully or partially adhered and mechanically attached systems. The UltraThane products are FM Class II. UltraGard is an FM Class I product made from polyisocyanurate foam faced with facers compatible with BUR and modified bitumen roof membranes. UltraGard is an FM Class I product made from polyisocyanurate foam, faced with facers that are compatible with single ply roofing membranes (EPDM, PVC, etc.) and usable in ballasted, fully or partially adhered and mechanically attached systems.

14.4.2 Thermal Values.
UltraGard, UltraGard SP.

Product Designation	Thermal Conductance ("C" Value)	Thermal Resistance ("R" Value)	Thickness (Nominal)
C-12	0.12	8.3	1.4"
C-10	0.10	10.00	1.6"
C-8	0.08	12.50	2.0"
C-7	0.07	14.29	2.3"
C-6*	0.06	16.67	2.7"
C-5	0.05	20.00	3.2"

UltraGard and UltraGard SP thermal values are determined in accordance with the ASHRAE "K" value of 0.16. Conditioning of these products in compliance with RIC/TIMA Technical Bulletin 281-1 has been initiated and the information will be published when available.

UltraThane, UltraThane SP.

Product Designation	Thermal Conductance ("C" Value)	Thermal Resistance ("R" Value)	Thickness (Nominal)
C-12	0.12	8.3	1.3"
C-10	0.10	10.00	1.5"
C-8	0.08	12.50	1.8"
C-7	0.07	14.29	2.0"
C-6	0.06	16.67	2.3"
C-5	0.05	20.00	2.7"

Manville's thermal values are determined in accordance with RIC-/TIMA Technical Bulletin 281-1.

14.4.3 Sizes. The isocyanurate and urethane foams products are available in 36"x48" size. For thermal values and thickness, see table 12.4.2.

14.4.4 Applicable Standards. UltraGard SP is classified by Underwriters' Laboratories, Inc., for Class A constructions.

UltraGard and UltraGard SP have been tested and accepted by Factory Mutual for Class I Insulated Roof Deck construction.

UltraThane SP is classified by Underwriters' Laboratories, Inc., for Class A constructions.

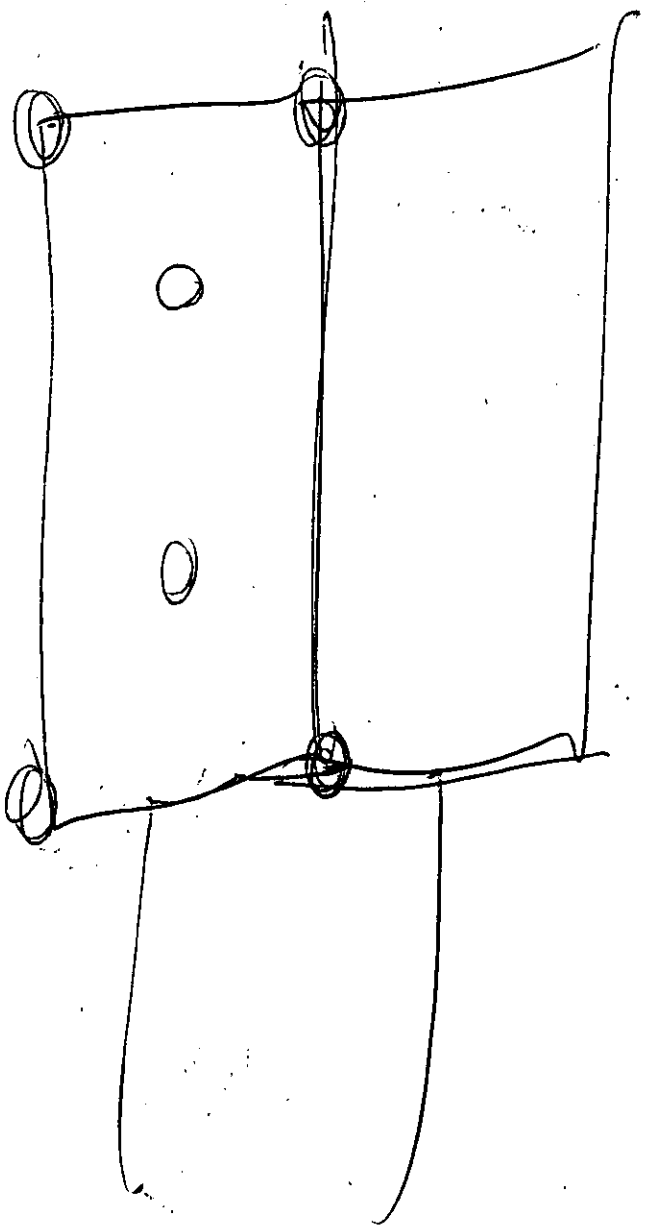

07220/ATL
Buyline 2130

ATLAS
ENERGY PRODUCTS

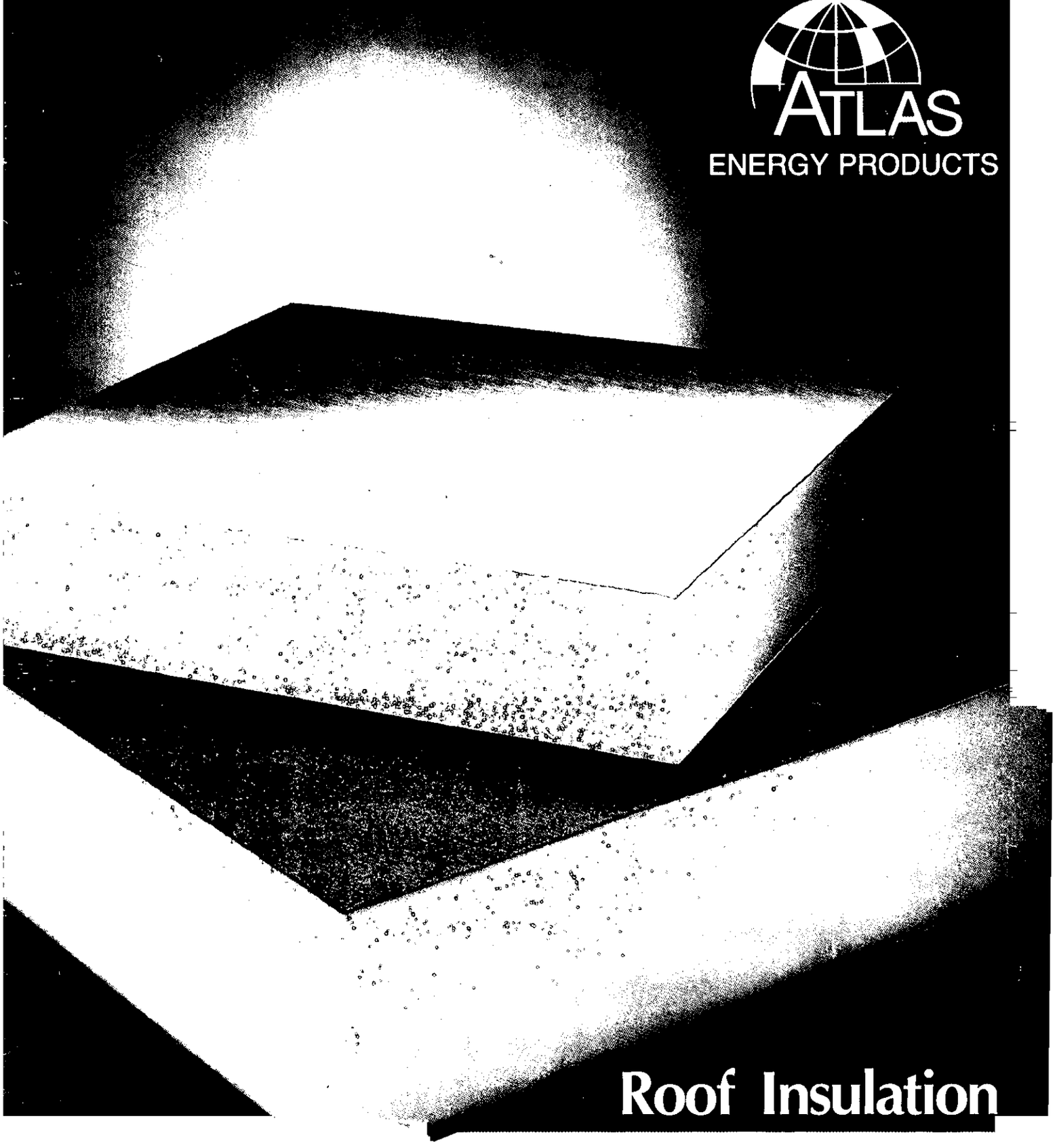

Roof Insulation

About the Company

Atlas Energy Products, formerly the Foam Products Division of Owens Corning Fiberglas, is a division of Atlas Roofing Corporation. Headquartered in Atlanta, Georgia, the company manufacturers and distributes quality insulation products for the roofing industry at its LaGrange, Georgia, Camp Hill, Pennsylvania and East Moline, Illinois facilities.

Atlas Roofing Corporation, with corporate offices in Meridian, Mississippi, is a leading manufacturer of roofing and related products. The Company serves both the commercial and residential building markets nationwide from plants located in Mississippi, Illinois, Pennsylvania and Georgia.

The Atlas Energy Products Division, through its ACFoam™ insulation product, is well established in the roofing industry. The company offers technical assistance to all users of this product, and is actively engaged in the development of other energy related products.



Atlas Energy Products manufacturing plant located just Southwest of Atlanta in LaGrange, Georgia.

Services and Research

Through the efforts of the research and development arm of the company, two new roof insulation products have been added to the expanding product line. Many new product use qualifications have been made, and are being added to the list of product credentials. Call your local toll-free Atlas Energy Products number for the latest technical and code qualification updates or for more information on Atlas products.

ACFoam Roof Insulation

The ACFoam core is a modern polyisocyanurate foam that has superior fire resistance and improved ability to retain high R-Values. Product thicknesses range from one to four inches, providing R-Values from 6.0 to 30. Both ACFoam-I and ACFoam-II have excellent facers of high strength and dimensional stability. The glass fiber reinforced facers provide superior stability in the harshest of roof environments.

Both products make an excellent base for BUR, modified bitumen, or single-ply membranes. ACFoam-II is specifically recommended for use with fully adhered single-ply membrane systems.

Atlas Energy Products
Division of Atlas Roofing Corporation
2555 Cumberland Parkway, Suite 200
Atlanta, Georgia 30339
(404) 438-9700
Northeast - (800) 445-3390
Midwest - (800) 433-6965
South - (800) 541-1997

ATLAS
ENERGY PRODUCTS

ACFoam-I

The original ACFoam product has white fiberglass facers on both sides. These facers create a dimensionally stable foam board insulation for commercial application. The strong glass facers also assist in helping the fire resistant polyisocyanurate foam in passing the stringent fire testing for Class 1 credentials.

ACFoam-II

A new roof insulation introduced by Atlas Energy Products, ACFoam-II has the same quality foam core, but uses heavy glass fiber reinforced felt as the facers. These facers also add great dimensional stability to the product, and in addition have more overall strength and resistance to crushing. ACFoam-II is specifically recommended for use with all fully adhered single-ply systems and exhibits a superior resistance to the potentially harmful effects of strong solvents used in all single-ply systems.

ACFoam is well recognized by its superior packaging.



Tapered ACFoam

The newest roof insulation offered by Atlas Energy Products is tapered ACFoam. This product is used to attain positive drainage, while providing the highest thermal efficiency available in a tapered system. Atlas offers both a $^1/_8$ inch and a ¼ inch per foot tapered system.

Typical cross section

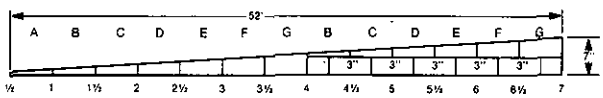

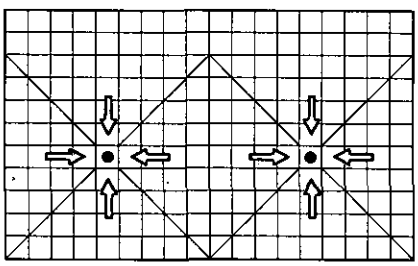

Four way tapered system with variable edge thickness

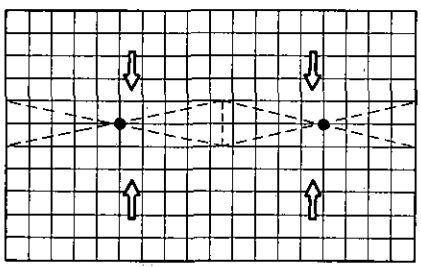

Modified two way tapered system with constant edge thickness (cricket optional)

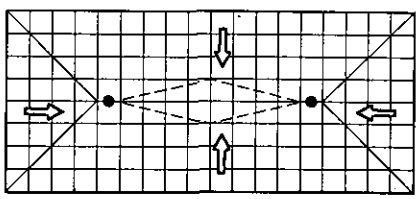

Two way tapered system (crickets optional)

General Installation

ACFoam Roof Insulation can be installed using mechanical fasteners, hot asphalt or loose laid in a ballasted system. The insulation may be installed with or without a vapor retarder, the need for which is determined by the designer.

Before installation, the deck should be firm, even, clean and dry. Concrete decks should be primed with asphalt primer. Precautions must be taken to prevent bitumen drippage.

Where FM requirements must be met using mechanical fasteners, refer to the FM Approval Guide or FM Loss Prevention Data Sheet 1-28.

Atlas Energy Products supports the NRCA/TIMA installation recommendation to reduce the possibility of blisters. Prior to applying the membrane, NRCA/TIMA recommends applying an additional layer of fiberboard, perlite board, fibrous glass or a base ply sheet. (See Page 6 - BUR and M.B.S.)

General Membrane and insulation installation recommendations: Due to the large number of weatherproofing membranes being offered, Atlas Energy Products recommends that its ACFoam insulations be used only with Factory Mutual approved or Underwriters Laboratories, Inc. listed membranes and fasteners. As a general rule, the installation requirements for these products will be the same as the Factory Mutual Approval description, Underwriters Laboratory Listing, or the FM Loss Prevention Data Sheet 1-28.

Concrete or Gypsum Poured Decks: The ACFoam products can be either mechanically attached or hot asphalt applied to Factory Mutual approved concrete or gypsum decks. For hot asphalt attachment, full or flood coating of hot steep asphalt is required. ACFoam insulation recommended is 3' x 4' or 4' x 4'. The 4' x 8' boards are not recommended for application due to the uneveness of solid decks.

Steel or Nailable Decks: Appropriate ACFoam products can be mechanically fastened to FM approved steel or nailable decks by use of approved fasteners. Adhesive application to steel or nailable decks is not permitted. Fastener frequency and spacing requirements are shown in this catalog on page 6 under "Recommended Fastening Patterns."

ATLAS
ENERGY PRODUCTS





Lightweight, easy-to-handle ACFoam is placed into position prior to application of the mechanical fasteners.

Double Layer Application Methods: All double layer application systems should have the board joints staggered. Two attachment methods to steel decks are recommended:

1. Both ACFoam layers can be mechanically attached in one step.
2. The first layer of ACFoam can be mechanically attached and the second layer of 3′ x 4′ or 4′ x 4′ boards can be hot asphalted when used in all membrane systems.

Single-Ply Systems

Single Ply Membranes: All single-ply membrane systems which have received either a UL Listing or an FM Approval are qualified to be used with one or more of the ACFoam products.

Fully Adhered Single-Ply Membrane Systems: ACFoam-II is the preferred product to be used under all fully adhered, single-ply membrane systems. Care should be taken that only one coating application of adhesive be made to ACFoam. The adhesive must be allowed to dry sufficiently to become tacky to the touch before the single-ply membrane is applied. Failure to allow the adhesive solvents to evaporate will have a detrimental effect on the membrane and insulation.

Standard Thicknesses, Aged Thermal Values*, and Span Data

TABLE 1.

Nominal Thickness	Aged R-Value	Aged C-Value	Metal Deck Maximum Flute Spanability**
1.0	6.0	.167	2-5/8
1.2	7.5	.133	2-5/8
1.3	8.3	.120	3-3/8
1.4	9.1	.110	3-3/8
1.5	10.0	.100	3-5/8
1.6	11.0	.091	3-5/8
1.8	12.5	.080	3-5/8
2.0	14.3	.070	3-5/8
2.3	16.7	.060	3-5/8
2.5	18.0	.056	3-5/8
2.6	19.0	.053	3-5/8
2.7	20.0	.050	3-5/8
3.0	22.0	.045	3-5/8
3.2	24.0	.042	3-5/8
3.4	25.0	.040	3-5/8
3.8	28.0	.036	3-5/8
4.0	30.0	.033	3-5/8

* Aged thermal values of these products were determined using the procedures outlined in RIC/TIMA Bulletin No. 281-1.

** Must have at least 2″ bearing surface between flutes. The edge of each insulation board must be supported on a bearing surface.

Mechanically Attached Single-Ply Membrane Systems: Any of the ACFoam products are recommended for use with approved systems. The recommended fastener pattern will appear in the appropriate FM Approval Guide. The minimum number of supplemental fasteners to be used with ACFoam on new construction is four (4) per board. For re-roofing applications, it is recommended that one fastener per four (4) square feet be used.

Ballasted Single-Ply Membrane Systems: All ACFoam products are recommended for ballasted systems. On systems under FM jurisdiction, refer to FM Loss Prevention Data Sheet 1-28. All installed insulation must be fitted together tightly and protected from separation, movement and damage during membrane installation. After membrane is installed, sufficient amounts of ballast must be applied to prevent insulation movement and membrane wind uplift.

BUR and Modified Bitumen Systems

Built-Up Roofs and Modified Bitumen Membrane Systems: ACFoam can be used under the membrane systems which are generally applied with hot asphalt or are torch applied. A base ply or separation layer is recommended for use above ACFoam.

Venting Base Ply: With all BUR or modified bitumen membrane systems, it is strongly recommended that the base ply be spot mopped over ACFoam. ACFoam cannot be applied directly beneath torch applied Modified Bitumen Membranes. (See drawing below.)

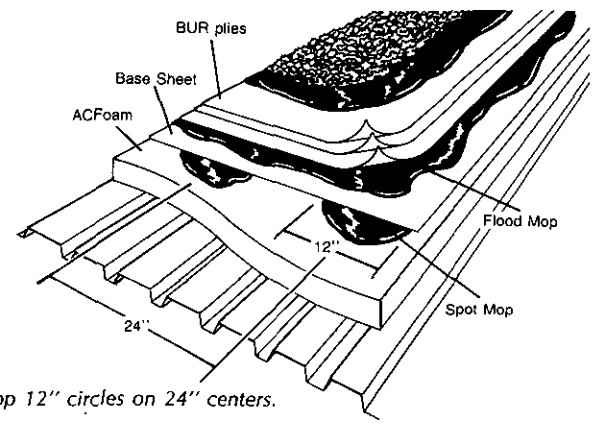

Spot mop 12" circles on 24" centers.

Recommended Fastening Patterns

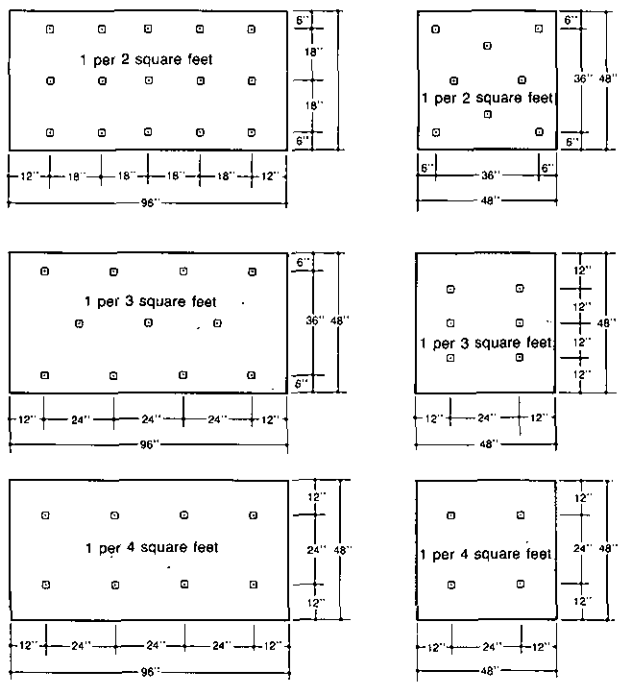

FM Approved Fully Adhered Single Ply, I-90

-1 per 2 square feet, or 15 per 4' by 8' board
-1 per 2 square feet, or 8 per 4' by 4' board

FM Approved BUR, I-90

-1 per 3 square feet, or 11 per 4' x 8' board
-1 per 3 square feet, or 6 per 4' x 4' board

FM Approved BUR, I-60

-1 per 4 square feet, or 8 per 4' by 8' board
-1 per 4 square feet, or 4 per 4' by 4' board

FM Approved Mechanically Attached, I-90

-1 per 8 square feet, or 4 per 4' x 8' board for new construction
-1 per 4 square feet, or 8 per 4' x 8' board for re-roofing.

For Other FM Approved Systems, Consult Atlas Energy Products.

ATLAS
ENERGY PRODUCTS

Re-Roofing Applications

Atlas does not recommend the use of ACFoam over existing membranes and insulations which contain moisture. The architect, engineer or other designer, along with the owner and contractor will assume all liability regarding a re-roofing application over existing materials that are wet.



When installing ACFoam, care should be taken to assure that joints are placed solidly on the bearing surface of the roof decking.

Technical Support

Compliances: ACFoam products comply with the following specifications, test and code requirements, and other credentials listed below:

- Federal Specification HH-I-1972/GEN and HH-I-1972/2, Class 1.
- Underwriters Laboratories, Inc. Fire Test No. 1256.
- UL Class A Listing (per UL No. 790) as foamed plastic and building units. ACFoam products are UL labeled by request only.
- Building Materials Construction Nos. 120 and 123.
- Fire Resistance Classification Design Nos. P225, P256 and P716.
- Factory Mutual Research, Inc. Fire Test No. 4450.
- FM Class 1 Approvals, I-90 and I-60 Wind Uplift and Fire Resistance ratings for BUR and certain single ply and modified bitumen membrane systems. Consult Atlas for the latest credentials.
- BOCA - Section 1317.0.
- ICBO - Section 1712.
- SBCCI - Section 717.
- Metro-Dade County, Florida No. 87-1205.1 (85) R

Typical Physical Properties

TABLE 2.

Property	Test Method	Typical Results
Dimensional Stability	ASTM D-2126	Less than 2% Linear Change
Compressive Strength	ASTM D-1621	20 PSI.
Water Absorption	ASTM C-209	Less than 1% By Volume
Moisture Vapor Transmission	ASTM C-355	Less than One (1) Perm
Product Density	ASTM D-1622	2.0 lbs. per cubic foot
Coefficient Of Linear Expansion	ASTM D-696	12.5×10^{-6} (.0000125)
Flame Spread	ASTM E-84	25*
Service Temperature	—	−100 F to +250 F Max

* This numerical rating is not intended to reflect hazards presented by this product under actual fire conditions.

Warning: This product is a polyisocyanurate organic plastic foam and will burn if exposed to an ignition source of sufficient heat and intensity, or open flame such as welder's torch. Like wood and other organic materials, this product will release smoke if ignited. Do not apply flame directly to ACFoam roof insulation when installing a torch applied modified bitumen system. This product should be used only in strict accordance with Atlas recommended uses and application instructions. Any deviation from these instructions voids all warranties, including implied warranties of merchantability and fitness for a particular purpose. The properties, performance or characteristics of products manufactured by Atlas Energy Products described herein are derived from data obtained under controlled test conditions. Atlas makes no warranties, express or implied, as to their characteristics, properties, or performance under any variations from such conditions in actual construction. Atlas assumes no responsibility for the effects of structural movement.

ATLAS
ENERGY PRODUCTS

Guide Specifications

1.0 GENERAL

1.01 RELATED WORK

Refer to membrane manufacturers application guide.

1.02 SUBMITTALS

A. Submit Atlas Energy Products product data and samples clearly marked to reflect job conditions.

B. Samples:

1. *Submit most recent* copy of applicable Atlas Roof Insulation specification.
2. Submit one sample, 1.5" x 8" x 8", of roof insulation material.

1.03 REFERENCES

A. American Society for Testing and Materials.

1. *D312 Specification for Asphalt Used in Roofing.*

B. Federal Specification (FS).

1. HH-I-1972/2 Faced Polyisocyanurate Thermal Insulation Board.

C. Atlas Energy Products Roof Insulation Catalog.

1.04 DELIVERY, STORAGE AND HANDLING

A. *Insulation packages shall be labeled to include material* name, thermal conductance, production date and/or product code.

B. When stored outdoors, insulation shall be stacked on pallets or dunnage at least 4 inches above ground level and covered with tarpaulins or other suitable covering. Condensation can be removed by *slitting the bottom* of the factory applied packaging.

C. Roof insulation that has been wet, but which has dried thoroughly, may be used.

1.05 PROJECT CONDITIONS

A. Follow local, state and federal regulations, safety standards and codes. When a conflict exists, use the stricter document.

B. Follow insurance underwriter's requirements acceptable for use with Atlas products.

C. Do not apply any roofing materials when water in any form is present or proper EVT cannot be maintained.

D. The roof deck shall be structurally sound to support the live and dead load requirements of roofing systems and sufficiently rigid to support construction traffic.

2.0 PRODUCTS

2.01 ACCEPTABLE MANUFACTURERS

A. Products manufactured or accepted by Atlas Energy Products.

2:02 MATERIALS

A. Roof Insulation.

1. Roof Insulation: ACFoam roof insulation complying with [FS HH-I-1972/2] having six-month conditioned thermal resistance "R"-Value of _____ when conditioned according to RIC/TIMA 281-1.
2. Recommended Membrane.

B. Related Materials

1. Roof insulation fasteners approved by FM
2. *Base ply as recommended by membrane* manufacturer.
3. Asphalt Bitumen to comply with ASTM D312, Type [III][IV].

3.0 EXECUTION

3.01 PREPARATION

A. Before roof insulation application *is started, remove* trash, debris, grease, oil, water, moisture and contaminates which may affect the attachment of the insulation to the surface.

B. The deck will be sufficiently rigid to support the roofers and mechanical equipment without deflection that will strain or rupture any of the roofing components or deform the deck.

C. All depressions, holes, deformations, etc., shall be made smooth prior to the roof insulation application.

D. Treated wood insulation stops, the same thickness as the insulation, shall be mechanically fastened at the edges of the deck and around all projections and extensions through the deck.

3.02 APPLICATION/INSTALLATION

A. Insulation: Apply ACFoam insulation in accordance with Atlas Energy Products roof insulation catalog or as required by codes and insurance. The requirement for a vapor retarder should be determined by the architect and/or engineer with input provided by the building owner in accordance with current engineering formulas and vapor theory. When a vapor retarder is required, follow vapor retarder manufacturer's recommendations.

3.03 CLEANING

A. Remove all trash and debris from roof insulation surface prior to the application of the roofing membrane.

3.04 PROTECTION

A. Installed insulation shall not be left exposed to the weather. It shall be covered and waterproofed at once.

B. All exposed edges left at the end of the day's work shall be temporarily sealed by lapping roofing membrane over the exposed edge of the insulation and sealing it in place. Remove this membrane seal when work resumes. Installed insulation which has become wet shall be removed and replaced with dry materials.

C. Protect installed insulation and membrane from roof traffic damage.

Atlas Energy Products
Division of Atlas Roofing Corporation
2555 Cumberland Parkway, Suite 200
Atlanta, Georgia 30339
(404) 438-9700
Northeast - (800) 445-3390
Midwest - (800) 433-6965
South - (800) 541-1997

Litho U.S.A., 1987
M.A.P. Marketing and Promotion, Inc.

PACE ASSOCIATES, INC.
20000 HORIZON WAY □ MT. LAUREL, NEW JERSEY 08054 □ (609) 778-8897

December 29, 1987

Brick Twp. Building Dept.
401 Chambers Bridge Rd.
Brick Twp., NJ 08723

ATTN: Mr. Joseph Evaristo, Fire Subcode Inspector

RE: Towne Hall Shoppes

Dear Sir:

Our construction superintendant, Rich Lemm Jr., met with you and Mr. Izzo (Building Inspector) today to inspect the mansard and discuss Firestops for the same. It is my understanding that the mansard passed inspection and that no firestops will be required due to the fact that the mansard is built of non-combustible materials.

If you have any comments please do not hesitate to contact me.

Sincerely,

PACE Associates, Inc.

Otto W. Greimel
Vice President

OWG:lb

cc: Edward Izzo, Brick Twp.
Field
File

RECEIVED
JAN 4 REC'D
BUILDING

PACE ASSOCIATES, INC.
20000 HORIZON WAY □ MT. LAUREL, NEW JERSEY 08054 □ (609) 778-8897

RECEIVED
JAN 4 1988
DIV. OF INSPECTION

December 29, 1987

Brick Twp. Building Dept.
401 Chambers Bridge Rd.
Brick Twp., NJ 08723

ATTN: Mr. Joseph Evaristo, Fire Subcode Inspector

RE: Towne Hall Shoppes

Dear Sir:

Our construction superintendant, Rich Lemm Jr., met with you and Mr. Izzo (Building Inspector) today to inspect the mansard and discuss Firestops for the same. It is my understanding that the mansard passed inspection and that no firestops will be required due to the fact that the mansard is built of non-combustible materials.

If you have any comments please do not hesitate to contact me.

Sincerely,

PACE Associates, Inc.

Otto W. Greimel
Vice President

OWG:lb

cc: Edward Izzo, Brick Twp.
Field
File

M-805.2 Minimum depth: Underground piping systems shall be installed a minimum depth of 18 inches (457 mm) below grade except as provided for in Section M-805.2.1.

M-805.2.1 Individual outside appliances: Individual gas lines to outside lights, grills or other appliances shall be installed a minimum of 8 inches (203 mm) below grade provided such installation is approved and installed in locations not susceptible to physical damage.

M-805.3 Protection against corrosion: Gas piping in contact with material which will corrode the piping shall be protected in an approved manner. When dissimilar metals are joined underground, dielectric fittings or couplings shall be used.

M-805.4 Connection of plastic piping: Connections between metallic and plastic piping shall be made only outside, underground, with approved fittings. When connecting plastic pipe to rigidly-held fittings, a protective sleeve complying with the manufacturer's recommendations shall be installed.

M-805.5 Piping through foundation walls: Underground piping, when installed below grade through the outer foundation or basement wall of a building, shall be encased in an approved sleeve. The annular space between the gas piping and the sleeve shall be sealed at the foundation or basement wall to prevent entry of gas or water.

SECTION M-806.0 OUTSIDE ABOVE GROUND PIPING

M-806.1 General: Piping installed outside above ground shall be securely supported and protected from physical damage. Pipe shall not be laid on the ground-surface where subject to mechanical injury.

SECTION M-807.0 INSIDE BUILDING GAS PIPING

M-807.1 Stresses and strains: Gas piping shall be installed so as to prevent strains and stresses which will exceed the structural strength of the pipe. Provisions shall be made for expansion and contraction and for structural settlement that would affect the piping.

Piping shall be installed so as to not create structural stresses or strains within building components.

M-807.2 Piping for other than dry gas: Piping for other than dry gas shall be sloped not less than ¼ inch in 15 feet (6 mm in 4572 mm). Horizontal lines shall slope upward to risers and from the risers to the meter, or service regulator or to the equipment. Drips shall be provided at such points to act as storage for condensate. Drips shall be accessible. A drip shall not be located where the condensate is likely to freeze.

M-807.2.1 Branch connections: All branch connections shall be made on the top or side of horizontal lines.

M-807.3 Prohibited locations: Gas piping shall not be run in or through supply air ducts, clothes chutes, chimneys, vents, dumbwaiters, or elevator shafts.

(b) Clear Spaces. Working space required by this section shall not be used for storage. When normally enclosed live parts are exposed for inspection or servicing, the working space, if in a passageway or general open space, shall be suitably guarded.

(c) Access and Entrance to Working Space. At least one entrance of sufficient area shall be provided to give access to the working space about electric equipment. For switchboards and control panels rated 1200 amperes or more and over 6 feet wide, there shall be one entrance not less than 24 inches wide at each end where reasonably practicable.

(d) Front Working Space. In all cases where there are live parts normally exposed on the front of switchboards or motor control centers, the working space in front of such equipment shall not be less than 3 feet.

(e) Illumination. Illumination shall be provided for all working spaces about service equipment, switchboards, panelboards, or motor control centers installed indoors.

Exception: Service equipment or panelboards, in dwelling units, that do not exceed 200 amperes.

(f) Headroom. The minimum headroom of working spaces about service equipment, switchboards, panelboards, or motor control centers shall be 6¼ feet.

Exception: Service equipment or panelboards, in dwelling units, that do not exceed 200 amperes.

For higher voltages, see Article 710.

As used in this section, a motor control center is an assembly of one or more enclosed sections having a common power bus and principally containing motor control units.

110-17. Guarding of Live Parts. (600 volts or less, nominal)

(a) Except as elsewhere required or permitted by this Code, live parts of electric equipment operating at 50 volts or more shall be guarded against accidental contact by approved cabinets or other forms of approved enclosures or by any of the following means:

(1) By location in a room, vault, or similar enclosure that is accessible only to qualified persons.

(2) By suitable permanent, substantial partitions or screens so arranged that only qualified persons will have access to the space within reach of the live parts. Any openings in such partitions or screens shall be so sized and located that persons are not likely to come into accidental contact with the live parts or to bring conducting objects into contact with them.

(3) By location on a suitable balcony, gallery, or platform so elevated and arranged as to exclude unqualified persons.

(4) By elevation of 8 feet or more above the floor or other working surface.

(b) In locations where electric equipment would be exposed to physical damage, enclosures or guards shall be so arranged and of such strength as to prevent such damage.

(c) Entrances to rooms and other guarded locations containing exposed

live parts shall be
qualified persons

For motors, see S
110-34.

110-18. Arcing Part
eration produce arc
separated and isola

For hazardous loca
430-14.

110-19. Light and Po
and power shall not
with a ground return

Exception: Car ho
operated in connection

110-21. Marking. Th
scriptive marking by
may be identified shal
ings shall be provided
are specified elsewher
durability to withstand

110-22. Identification of
required by this Code fo
or branch circuit at the p
indicate its purpose unle
The marking shall be of
involved.

B

110-30. General. Condu
600 volts, nominal, shall c
ceding sections of this art
plement or modify the pr
of this part apply to equip
tors.

110-31. Enclosure for Elec
vault, room, or closet or in
access to which is controlle
shall be considered to be ac
enclosure used in a given ca
to the nature and degree of

A wall, screen, or fence le
as preventing access unless
isolation equivalent to an 8-

Article 450 covers minimum c
Isolation by elevation is cover
110-34.

(a) Indoor Installations.

(1) In Places Accessible to
stallations that are open to un
enclosed equipment or shall b

2-3.3 Joints in piping and tubing shall be made by welding or brazing or by use of flanged, threaded, socket, slip or compression fittings. Gaskets and thread sealants shall be suitable for hydrogen service. Brazing materials shall have a melting point above 1000°F (538°C).

2-4 Equipment Assembly.

2-4.1 Valves, gauges, regulators and other accessories shall be suitable for hydrogen service.

2-4.2 Installation of hydrogen systems shall be supervised by personnel familiar with proper practices with reference to their construction and use.

2-4.3 Storage containers, piping, valves, regulating equipment and other accessories shall be readily accessible, and shall be protected against physical damage and against tampering by the general public.

2-4.4 Cabinets or housings containing hydrogen control or operating equipment shall be adequately ventilated.

2-4.5 Each mobile hydrogen supply unit used as part of a hydrogen system shall be adequately secured to prevent movement.

2-4.6 Mobile hydrogen supply units shall be electrically bonded to the system before discharging hydrogen.

2-5 Marking.

2-5.1 The hydrogen storage location shall be permanently placarded as follows: "HYDROGEN — FLAMMABLE GAS — NO SMOKING — NO OPEN FLAMES," or equivalent.

2-6 Testing.

2-6.1 After installation, all piping, tubing and fittings shall be tested and proved hydrogen gastight at maximum operating pressure.

Chapter 3 Location of Gaseous Hydrogen Systems

3-1 General.

3-1.1 The system shall be located so that it is readily accessible to delivery equipment and to authorized personnel. Suitable roadways or other means of access for emergency equipment, such as fire department apparatus, shall be provided.

3-1.2 Systems shall be located aboveground.

flammable and combustible liquids shall be located [illegible] ground higher than such storage, except when [illegible] diversion curbs, grading or separating solid walls are [illegible] to prevent accumulation of these liquids under the system.

3-2 Specific Requirements.

3-2.1 The location of a system, as determined by the maximum total contained volume of hydrogen, shall be in the order of preference as indicated by Roman numerals in Table 3-2.1.

Table 3-2.1

Nature of Location	Size of Hydrogen System: Less than 3,000 CF (85m³)	3,000 CF (85m³) to 15,000 CF (255m³)	In Excess of 15,000 CF (255m³)
Outdoors	I	I	I
In a separate building	II	II	II
In a special room	III	III	Not Permitted
Inside buildings not in a special room and exposed to other occupancies	IV	Not Permitted[1]	Not Permitted

3-2.2 The minimum distance in feet from a hydrogen system of indicated capacity located outdoors, in separate buildings or in special rooms to any specified outdoor exposure shall be in accordance with Table 3-2.2. The distances in Items 1, 14 and 3 to 10 inclusive in Table 3-2.2 do not apply where protective structures, having a minimum fire-resistance rating of two hours, are located between the system and the exposure.

(a) Unloading connections on delivery equipment shall not be positioned closer to any of the exposures listed in Table 3-2.2 than the distances given for the storage system.

3-2.3 Hydrogen systems of less than 3,000 CF (85m³) when located inside buildings and exposed to other occupancies shall be situated in the building so that the system will be as follows:

(a) In an adequately ventilated area as in 4-2.2.

(b) 20 ft (6 m) from all classes of flammable and combustible liquids, oxidizing gases and readily combustible materials, such as excelsior and paper.

(c) 25 ft (7.6 m) from open flames, ordinary electrical equipment or other sources of ignition.

(d) 50 ft (15 m) from intakes of ventilation or air conditioning equipment and air compressors.

(e) 50 ft (15 m) from other flammable gas systems.

(f) Protected against damage or injury due to [illegible]

TO: OCEAN COUNTY CONSTRUCTION INSPECTION DEPARTMENT
ATTN: PLUMBING SUB-CODE OFFICIAL

REF.: DCA BULLETIN 87-1
N.J.A.C. 5:23-3.15(b)
NSPC 4.2.4

DATE: 9/12/87

THIS IS TO CERTIFY THAT I, (NAME) George Frey,

(BUSINESS ADDRESS) 515 Fisher Blvd, Toms River,

(TEL. NO.) 929-9800.

WILL INSTALL ALL SOLDERED JOINTS AND FITTINGS FOR THE POTABLE WATER SYSTEM IN THE FOLLOWING BUILDING, (OWNER) Pace Associates,

(ADDRESS) Bricktown Shopping Center Brick Blvd & Manolokin Rd Brick

(BLOCK & LOT) 469, 12;

USING SOLDER AND FLUX HAVING A LEAD CONTENT OF NOT MORE THAN 0.2 PERCENT IN ACCORDANCE WITH THE ABOVE REFERENCES.

George Frey

(SIGNATURE & SEAL)
(NOTARIZED IF HOMEOWNER)

BRICKTOWN 1HR PHOTO

Tim Murphy

M.E.R.V. INC
133 SHERWOOD LANE
TOMS RIVER, N.J.
08753
(201) 255-2557

ROGER A. DOTY
8/04/87

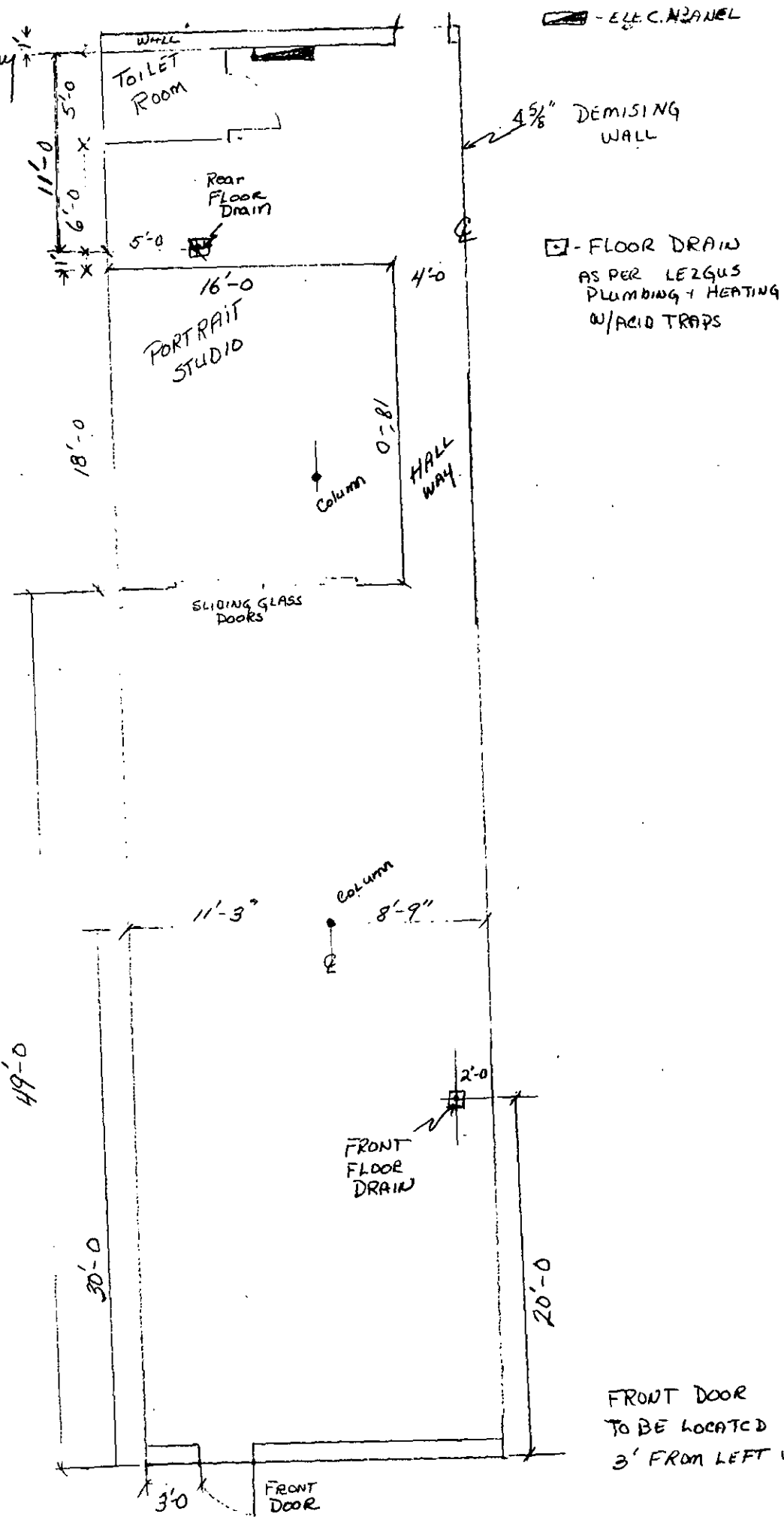

FRONT DOOR TO BE LOCATED 3' FROM LEFT WALL

1/8 Scale

PACE ASSOCIATES
BILL GREIMEL
609-778-8897

ENVIRONMENT
INFORMATION FROM KODAK

J-20
$.50

Disposing of Minilab Effluent

A conventional minilab uses wash water in the same manner as other processors, and will discharge approximately 20 to 25 gallons of effluent for every roll of film processed. A "plumbingless" minilab, which uses a stabilizer in place of wash water, will discharge less than 0.1 gallon of effluent for each roll of film processed. For example, a conventional minilab that processes 50 rolls of film each day generates approximately 1,000 gallons of effluent. Most of the effluent is water. A "plumbingless" minilab processing the same amount of film will discharge less than 5 gallons of effluent each day.

Conventional Minilabs

Conventional minilab processors discharge effluent, after silver recovery, to a municipal secondary treatment system. Photoprocessing effluents are effectively treated by municipal biological treatment systems. The volume of photoprocessing effluent from these minilabs should not exceed 10 percent, by volume, of the total municipal effluents treated.

Silver can be recovered from these minilab effluents through any of the conventional recovery systems commonly used. These include metallic replacement with cartridges such as the KODAK Chemical Recovery Cartridges, and electrolytic recovery with cells such as the KODAK Electrolytic Silver Recovery Unit, Model ML.

For more information on disposal and treatment of photographic processing solutions, see KODAK Publications J-55, *Disposal and Treatment of Photographic Processing Solutions—In Support of Clean Water*, and J-10, *Recovering Silver from Photographic Materials.*

Plumbingless Minilabs

Plumbingless minilabs that use Process RA-4NP and C-41BNP processing solutions offer several environmental advantages. The overall chemical loading with these new processes is actually less than that of a conventional minilab using Processes EP-2 and C-41. Also, the total volume of waste discharged for treatment is reduced by more than 98 percent. Plumbingless minilabs conserve water, and costs for energy to heat the water are eliminated.

The disposal recommendations for these labs are the same as for conventional minilabs with one exception. The effluent from a "plumbingless" system should not exceed 1 percent of the volume discharged by all users to the municipal treatment system. Such a small volume is unlikely to be a problem, even in very small municipal treatment systems.

Although effluent from plumbingless minilabs is more concentrated, the total amount of processing chemicals discharged will not exceed that of conventional systems. Also, the volume of water used is significantly reduced. However, since many local sewer codes are written in terms of concentration, it is best to check with your local regulatory agency before selecting the minilab system.

You can supply chemical-component information to the regulatory agency by obtaining Material Safety Data Sheets from Kodak. You can request sheets for Kodak products that you have purchased by writing to Eastman Kodak Company, Marketing Administrative Services, 343 State Street, Rochester, N.Y. 14650.

As with conventional minilabs, we strongly recommend that you desilver the effluent before you discharge it. There are two ways to recover silver from a plumbingless minilab. The first is to use KODAK Chemical Recovery Cartridges (CRCs). Another is to use the KODAK Electrolytic Silver Recovery Unit, Model ML. You can recover silver from Process C-41BNP fixer and stabilizer, Process RA-4NP bleach-fix and stabilizer, or combinations of these solutions. The KODAK Electrolytic Silver Recovery Unit, Model ML, can desilver 25 litres of combined solutions and reduce the silver content from approximately 2.5 g/L to less than 25 mg/L in eleven hours. To reduce silver to levels below 5 mg/L, you must adjust the effluent pH to 8 or higher with sodium carbonate (soda ash or washing soda). Even without the pH adjustment, you can recover more than 99% of the available silver.

# of Minilab Effluent

[illegible] desilvering, mix the effluent from all [illegible] a holding tank and slowly discharge it to the [illegible] effluent pH will be between 7 and 9, the [illegible] lower than 95°F (35°C), and the suspended [illegible] 25 mg/L. Although the biochemical [illegible] (BOD_5) concentration will be high, the [illegible] will be very small (less than 0.5 pounds of BOD_5 [illegible] for a minilab processing 50 rolls of film per day). [illegible] proper silver recovery, the silver concentration will [illegible] approximately 2 to 20 mg/L. Typical effluent [illegible] characteristics for the KODAK Minilab System 40 [illegible] in the plumbingless mode are shown below. The [illegible] characteristics for other plumbingless minilabs [illegible] be similar. Silver in photoprocessing effluent is in the [illegible] of silver thiosulfate, which is not toxic (see KODAK [illegible] J-51, *Silver in Photoprocessing Effluents*).

Typical Effluent Characteristics
KODAK Minilab System 40

	40 rolls/day	100 rolls/day
Temperature	less than 95°F (35°C)	less than 95°F (35°C)
pH	7 to 9	7 to 9
Suspended Solids	less than 25 mg/L	less than 25 mg/L
BOD_5 COD	0.43 lb/day 1.1 lb/day	1.1 lb/day 2.8 lb/day
Silver		
Recovery with pH Adjustment	0.05 g/day (0.0001 lb/day)	0.11 g/day (0.00025 lb/day)
Recovery Without pH Adjustment	0.22 g/day (0.0005 lb/day)	0.55 g/day (0.0013 lb/day)
No Recovery	22 g/day (0.049 lb/day)	56 g/day (0.12 lb/day)

Discharging Effluents to Septic-Tank Systems

Whether or not you can discharge effluent from a minilab to a septic tank depends on the volume and concentration of the effluent and the size of the septic tank. Systems that are correctly designed and of the proper size can treat very dilute photo effluents. However, since effluent from a plumbingless system is so concentrated, we recommend that you *not* discharge it to a septic-tank system without additional treatment.

You may be able to treat desilvered effluent from plumbingless minilabs with a septic system if the discharge makes up less than 0.1 percent of the total volume that enters the septic system and you discharge the effluent slowly. The septic tank and the leach field must be of the proper size and design. Contact your local waste-treatment authorities to determine whether effluent from a plumbingless minilab can be discharged to a septic system.

Off-Site Disposal

Another option for disposing of effluent from a plumbingless minilab is to collect it and have it taken away for disposal by a licensed disposal firm. You must consider local, state, and federal laws when handling this effluent for off-site disposal. Depending on its silver concentration and corrosivity, the effluent may have to be managed as hazardous waste in the jurisdiction in which you operate.

Need More Information?

If you have more questions about silver recovery and treating photographic effluent, ask your photo dealer for a copy of these publications:

J-8	*The Kodak Silver Recovery Program*
J-9	*Silver Recovery with the KODAK Chemical Recovery Cartridge, Type P*
J-9A	*Silver Recovery with the KODAK Chemical Recovery Cartridge, Type 3*
J-10	*Recovering Silver from Photographic Materials*
J-10A	*Potential Silver Yield from KODAK Photographic Products*
J-10B	*Directory of Silver Services*
J-41	*BOD_5 and COD (Five-Day Biochemical Oxygen Demand and Chemical Oxygen Demand) of Photographic Chemicals*
J-47	*Chemical Composition of Photographic Processing Solutions*
J-51	*Silver in Photoprocessing Effluents*
J-52	*Disposal of Small Volumes of Photographic-Processing Solutions*
J-53	*The Use of Water in Photographic Processing*
J-55	*Disposal and Treatment of Photographic Processing Solutions—In Support of Clean Water*
L-5	*Index to Kodak Information*

For a listing of other photographic publications and prices, ask for a free copy of KODAK Publication L-7K, *Photography Books from Kodak*. Send your request to Eastman Kodak Company, Department 412L, Rochester, New York 14650.

Photoprocessing-Environmental Hotline

Kodak also provides a hotline, (716) 477-3194, to help you with problems in chemical handling and effluent disposal. For routine problems, call any weekday from 8 a.m. to 5 p.m. For emergencies, call anytime.

Photographic Products Group
EASTMAN KODAK COMPANY • ROCHESTER, NEW YORK 14650

M6C100 New 4-86-AX
Printed in U.S.A.

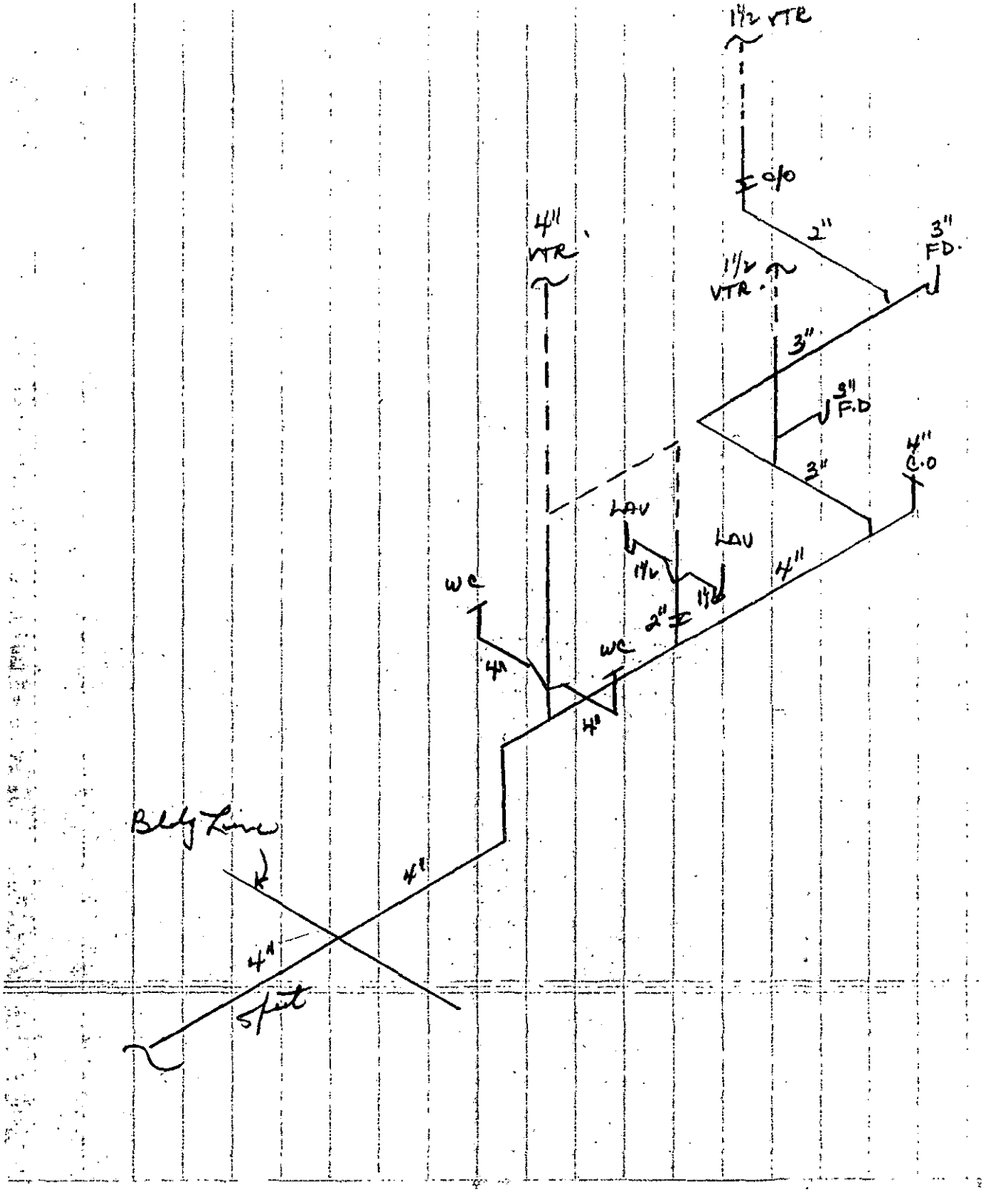

LEZGUS, INC.
516 FISCHER BLVD.
TOMS RIVER, N.J.
201-349-3322
4974
221-766-831

Pace Associates
Bricktown Shopping Center
Bricktown NJ
Block 469 Lot 12

MATERIALS
ENGINEERING
TESTING
SERVICES, INC.

State Highway #73 & Chestnut Avenue, Berlin, N.J. 08009 (609) 767-1000

ENGINEERING — MATERIALS EVALUATION — INSPECTION — INVESTIGATION — TESTING — REPORTS

April 10, 1987
LJR #13373 Addenda (Now METS #12912, Bldg. A
METS #13754, Bldg. B)

Development East Real Estate Co.
510 South Burnt Mill Road
Voorhees, NJ 08043

Re: Proposed Brick/Cedar Shopping Center
Block 469; Lot 12
Block 670; Lots 9, 19, 20,21, 22 & 26
Bricktown, Ocean County, NJ

ADDENDA TO SOIL REPORT
#13373 December 16, 1987

Exploratory test pits were made on this site by us in July of 1985. Structural borings were made in December of 1985. Neither the original test pits nor the structural borings revealed the presence of garbage in the soil.

When construction was started recently, additional test pits were made by Pace Associates along the perimeter of the 31,800 sq. ft. building. Preliminary test pits indicated the presence of garbage in the right end of the building.

On March 23, 1987 ten test pits were excavated in my presence. The test pits revealed that approximately half of the building had garbage within its boundaries and the garbage extended beyond both sides and the East End of the building. The outer limits of the garbage were not determined at this time.

Other facts that were observed in the excavation of the March 23, 1987 test pits were:

a) The elevation of groundwater was lower than recorded previously.

b) The construction debris which consisted mainly of wood was continuous in depth from the surface down to the soil stratum at the bottom with little or no soil in between.

Due to these newly discovered facts, we must alter the original foundation recommendation.

It will be necessary to remove all of the debris and garbage under the building as shown on the attached sketch. The debris and garbage will be removed down to the original ground elevation, which will be at the water table.

The excavation will then be filled in maximum layers of 12" thick with granular soil. The soil shall be compacted with a vibratory roller, of minimum 25 tons capacity. The soil shall be compacted to a minimum of 95% of a modified density at optimum moisture as determined by ASTMD-1557.

The fill operation shall be monitored continuously by a representative of the soils engineer.

The fill shall be brought up to bottom of slab elevation and then the footings shall be excavated to three feet below outside finish grade.

Respectfully submitted,
L. J. Rusciani Associates
Div. of METS INC.

Leonard J. Rusciani

Leonard J. Rusciani, P.E.

LJR/ph
cc: Client (5)
Attached: Sketch

MATERIALS ENGINEERING
TESTING SERVICES, INC.
State Highway #73
KRESSON, NEW JERSEY 08053
(609) 767-1000

JOB

SHEET NO 1 OF 1

CALCULATED BY L.J.R. DATE 4/10/87

CHECKED BY DATE

SCALE NOT TO SCALE

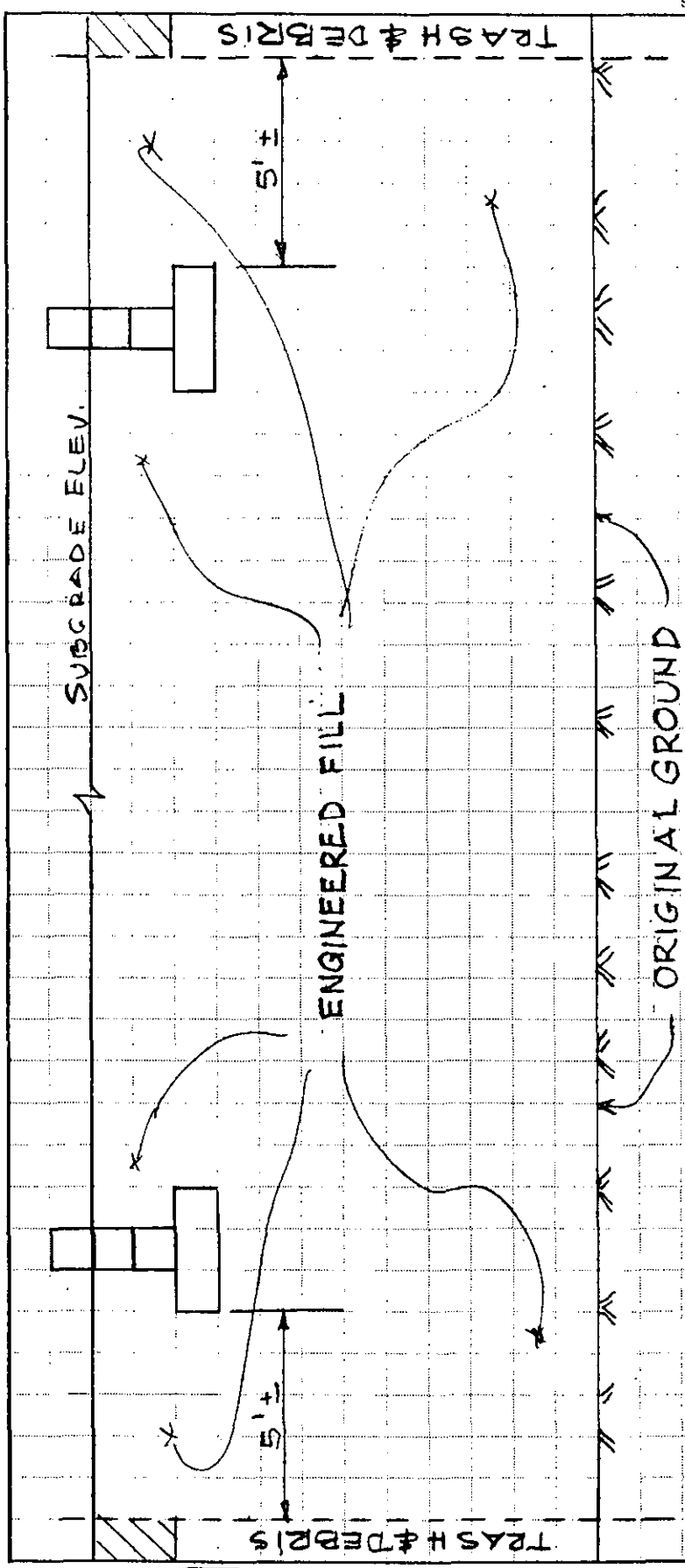

NOTES: EXCAVATE ALL TRASH, DEBRIS AND GARBAGE TO FORM AN ENVELOPE FIVE FEET BEYOND ALL PERIMETER FOOTINGS. THIS EXCAVATION WILL TERMINATE APPROXIMATELY AT THE GROUND WATER LINE. FILL THE EXCAVATION WITH AN APPROVED GRANULAR SOIL WHOSE MAXIMUM DENSITY AND OPTIMUM MOISTURE HAVE BEEN PREDETERMINED BY THE SOILS ENGINEER. THE ENGINEERED FILL SHALL BE BUILT UP IN LAYERS NOT TO EXCEED 12" IN THICKNESS. THE LAYERS SHALL BE COMPACTED UNTIL THE IN-PLACE DENSITY EXCEEDS 95% OF THE MAXIMUM DRY DENSITY OF THE SOIL AT PLUS OR MINUS 3% OF OPTIMUM MOISTURE ALL AS DETERMINED BY ASTM D-1557. THE ENGINEERED FILL SHALL BE PLACED UNDER THE OBSERVATION OF THE SOILS ENGINEERS' REPRESENTATIVE.

File #061

Engineering Testing Service, Inc.
State Highway #73 & Chestnut Avenue
BERLIN, NEW JERSEY 08009
(609) 767-1000

TO SEB (H.L.) HZ
Development East Real Estate
510 South Burnt Mill Road
Voorhees, NJ 08043

DATE March 17, 1987	JOB NO METS # 13754 ER #1
PROJECT Cedar Bridge Plaza Bldg. B	
LOCATION Bricktown, NJ	
CONTRACTOR Pace Assoc.	OWNER Development East
WEATHER Clear	TEMP. °at AM °at PM
PRESENT AT SITE 3 representatives of Pace Assoc.	

THE FOLLOWING WAS NOTED:

Examined test pits excavated by Pace Associates in 31,800 sf building area. Test pits revealed much construction debris in the northwestern end of building. The test pits in the southeastern end of the building revealed garbage which was in a state of decomposition.

I saw no water in the bottoms of the test pits, some of the pits were 10' ± deep.

I advised all present that work on this building could not commence until we could determine the extent of the garbage.

It may be necessary to remove all the debris and garbage from the site in order to construct the building.

COPIES TO Client (3) ✓

LJR/ ds

FIELD REPORT

SIGNED Leonard J. Rusciani

Leonard J. Rusciani, P.E.

FROM: **PACE ASSOCIATES, INC.**
20000 Horizon Way
Mount Laurel, New Jersey 08054
(609) 778-8897

RECEIVED
MAY 19 1987
DIV. OF INSPECTION

LETTER OF TRANSMITTAL

TO: Township of Brick - Building Inspector
ADDRESS: 401 Chambers Bridge Rd.
CITY: Brick, NJ 08723
ATTENTION:

DATE: 5/18/87 JOB. NO.: 61
RE: Towne Hall Shoppes
Brick, NJ

PLEASE BE ADVISED:

WE ARE SENDING YOU ☐ ATTACHED ☐ UNDER SEPARATE COVER VIA _____ THE FOLLOWING:

☐ PRINTS ☐ PLANS ☐ SHOP DRAWINGS ☐ SAMPLES ☐ SPECIFICATIONS
☐ CONTRACT ☐ PURCHASE ORDER ☐ PHOTOGRAPHS ☐ COPY OF LETTER ☐ CHANGE ORDER
☐ _____

	NO.	DATE	COPIES	DESCRIPTION
1			1	Testing Report - FB#4
2				
3				
4				
5				
6				
7				

THESE ARE BEING TRANSMITTED AS INDICATED BELOW:

☐ AS REQUESTED ☐ APPROVED AS IS ☐ CERTIFICATE OF INSURANCE REQUESTED
☐ FOR APPROVAL ☐ APPROVED WITH CORRECTIONS ☐ SIGNATURE REQUESTED
☑ FOR YOUR USE ☐ RETURNED WITH CORRECTIONS ☐ RETURNED AFTER LOAN TO US
☐ FOR YOUR COMMENTS ☐ RESUBMIT _____ COPIES FOR APPROVAL ☐ _____
☐ FOR BID(S) DUE _____

COMMENTS: cc: Field
File

SIGNED: Eileen Frank

WHITE – ORIGINAL COPY YELLOW – DUPLICATE COPY PINK – FIELD COPY

MATERIALS ENGINEERING TESTING SERVICE, INC.
State Highway #73 & Chestnut Avenue
BERLIN, NEW JERSEY 08009
(609) 767-1000

DATE: April 29, 1987	JOB NO.: NETS #12912 FB #4
PROJECT: Bricktown Shopping Center	
LOCATION: ADDRESS: Building A Block #469;670 Lot # 12; 9,19,21,22,26	
CONTRACTOR:	OWNER:
WEATHER:	TEMP. °at AM °at PM
PRESENT AT SITE:	

TO Development East Real Estate, Inc.
510 South Burnt Mill Road
Voorhees, NJ 08043

THE FOLLOWING WAS NOTED:

The writer examined the soil at the footing bottom elevation at Bldg. A; Line 1 A-D.

The soil consisted of brown silty sand and gravel.

The soil was in a firm state.

The bearing capacity of the soil was greater than 4000 #/sf at the footing bottom elevation, provided that none of the above conditions were changed prior to placement of concrete.

Dave Powell

COPIES TO Client (3)
~~LJR/ph~~

FIELD REPORT

SIGNED Lyonel Rusmoni

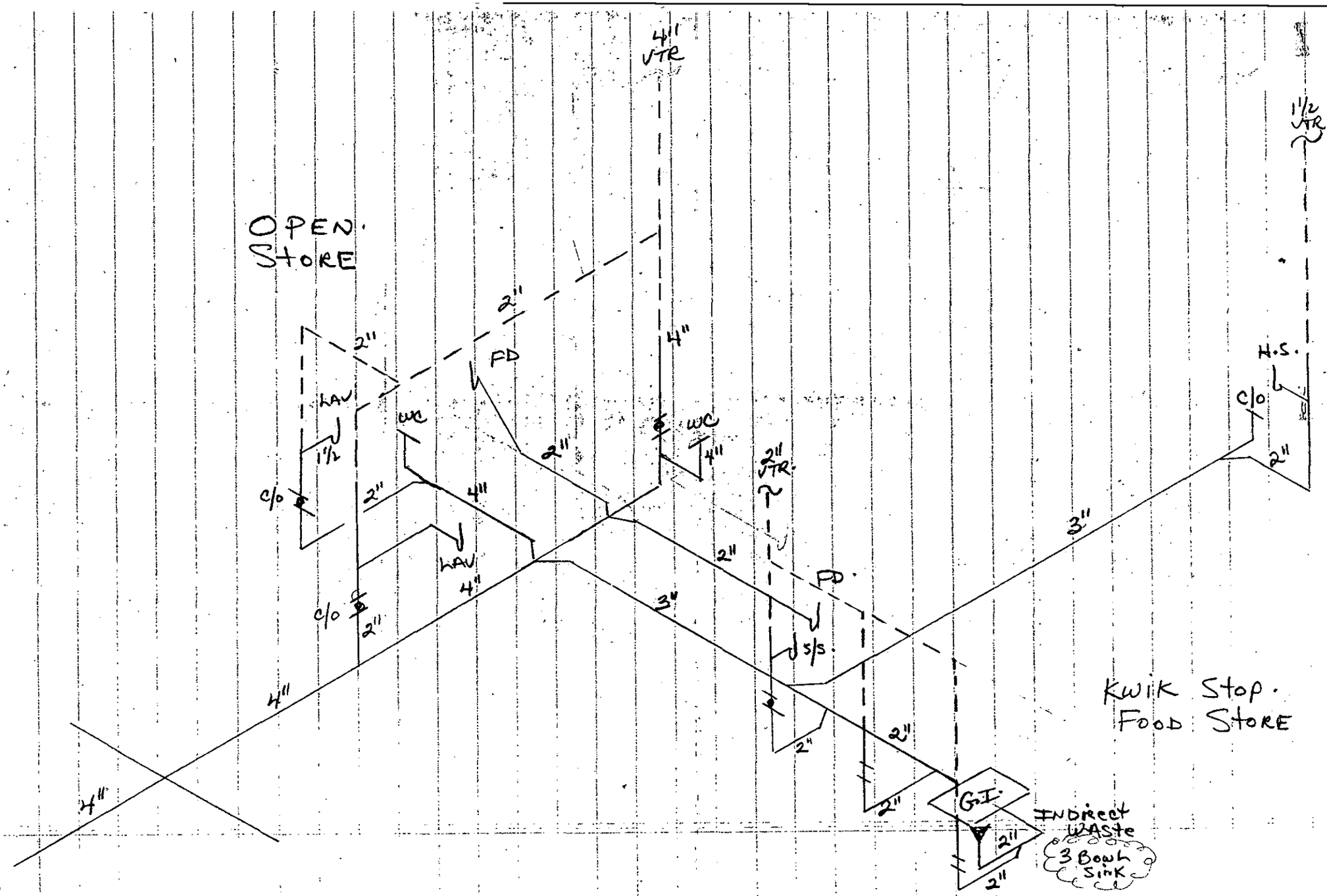
OPEN STORE
KWIK STOP FOOD STORE
4" VTR
1½ VTR
2" VTR
H.S.
C/O
LAV
WC
FD
S/S
G.I.
INDIRECT WASTE
3 BOWL SINK
2"
3"
4"
1½

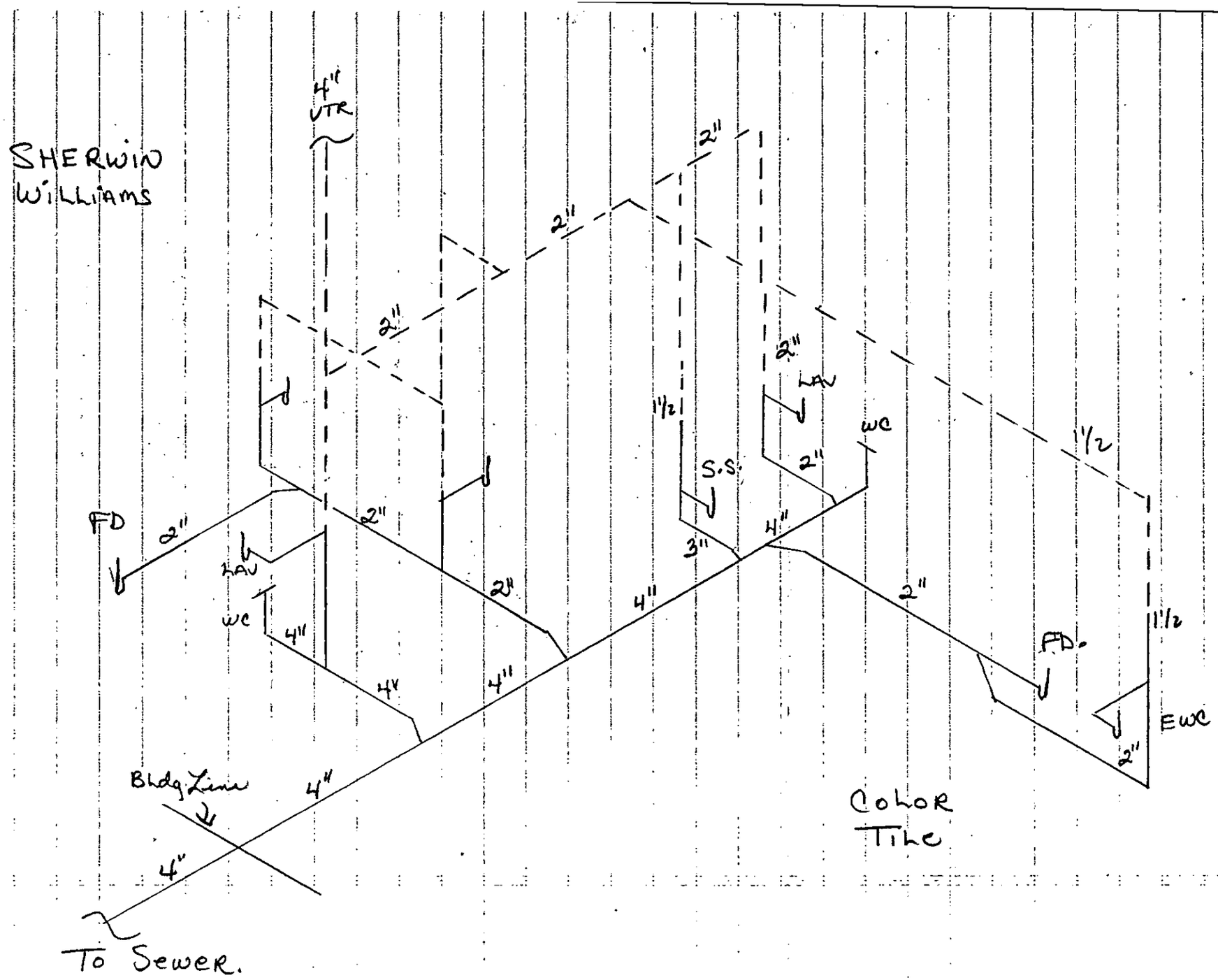
SHERWIN WILLIAMS
4" VTR
2"
2"
2"
2"
2"
1½
LAV
WC
S.S.
2"
1½
FD
2"
LAV
2"
WC
4"
4"
4"
4"
3"
4"
2"
2"
FD
1½
EWC
2"
Bldg Line
4"
4"
To Sewer.
Color Tile

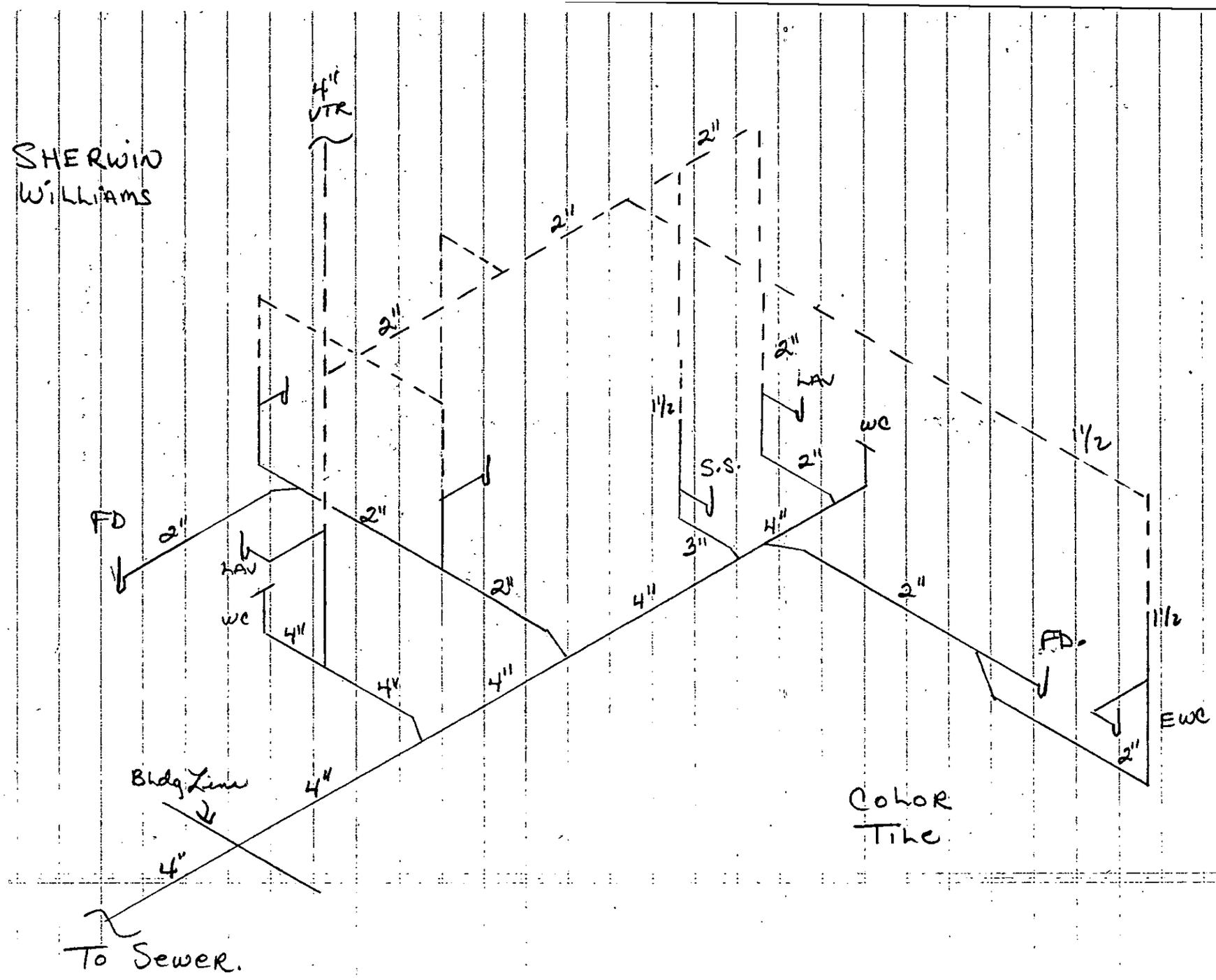
SHERWIN WILLIAMS
4" VTR
2"
2"
2"
2"
LAV
1 1/2
WC
S.S.
2"
1 1/2
FD
2"
2"
LAV
WC
4"
4"
4"
2"
4"
3"
4"
2"
FD
1 1/2
EWC
2"
Bldg Line
4"
4"
Color Tile
To Sewer.

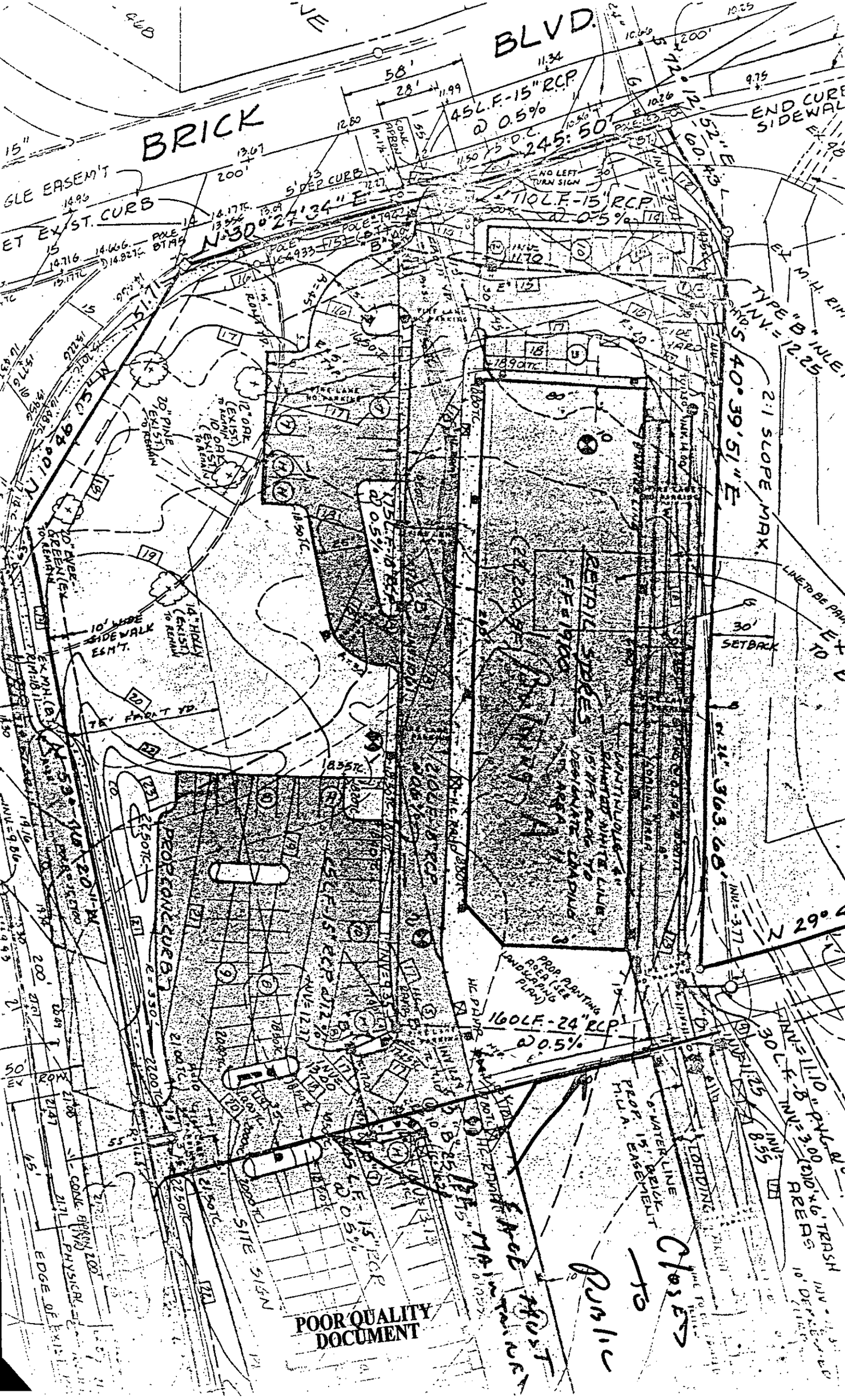

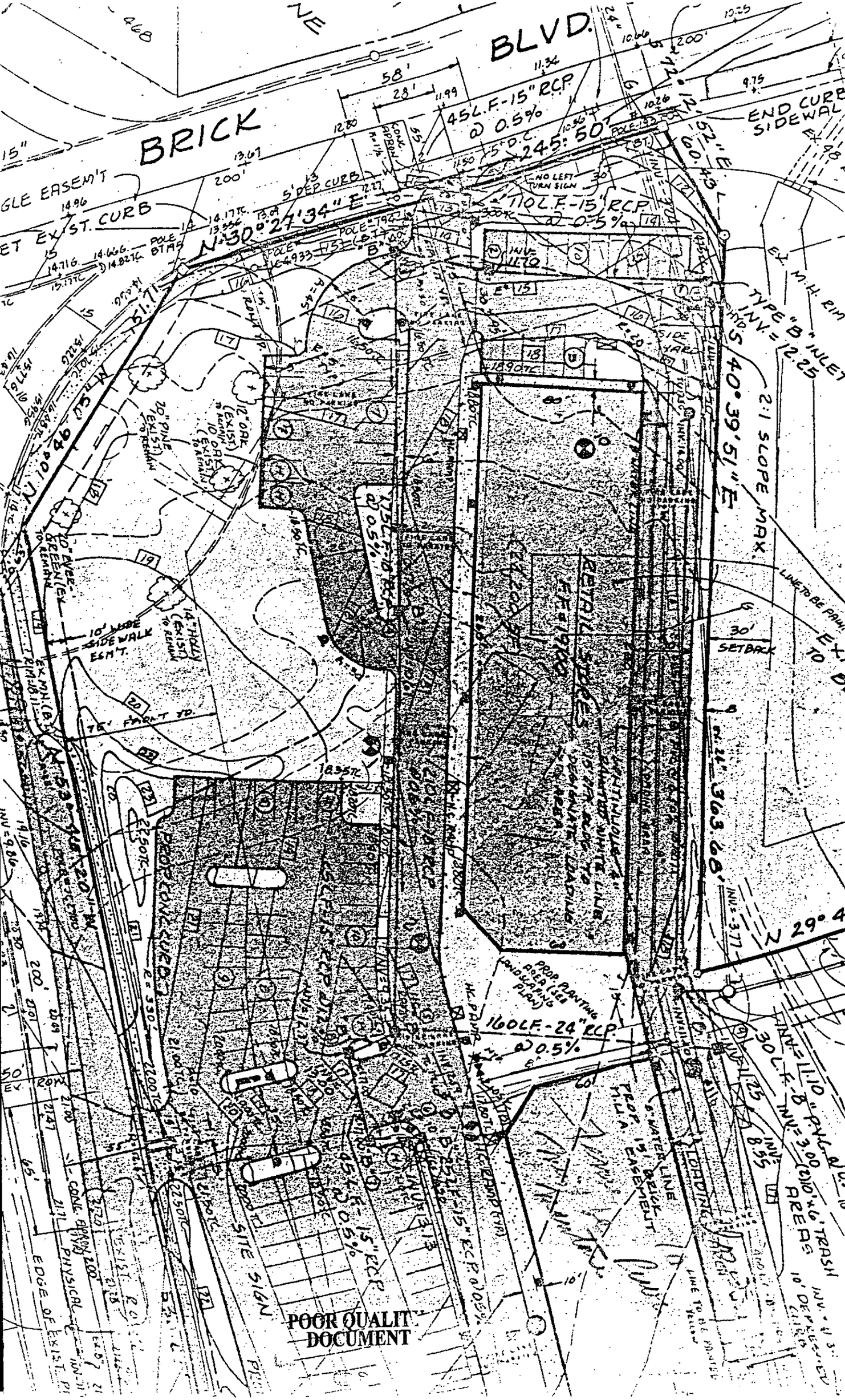

POOR QUALIT
DOCUMENT