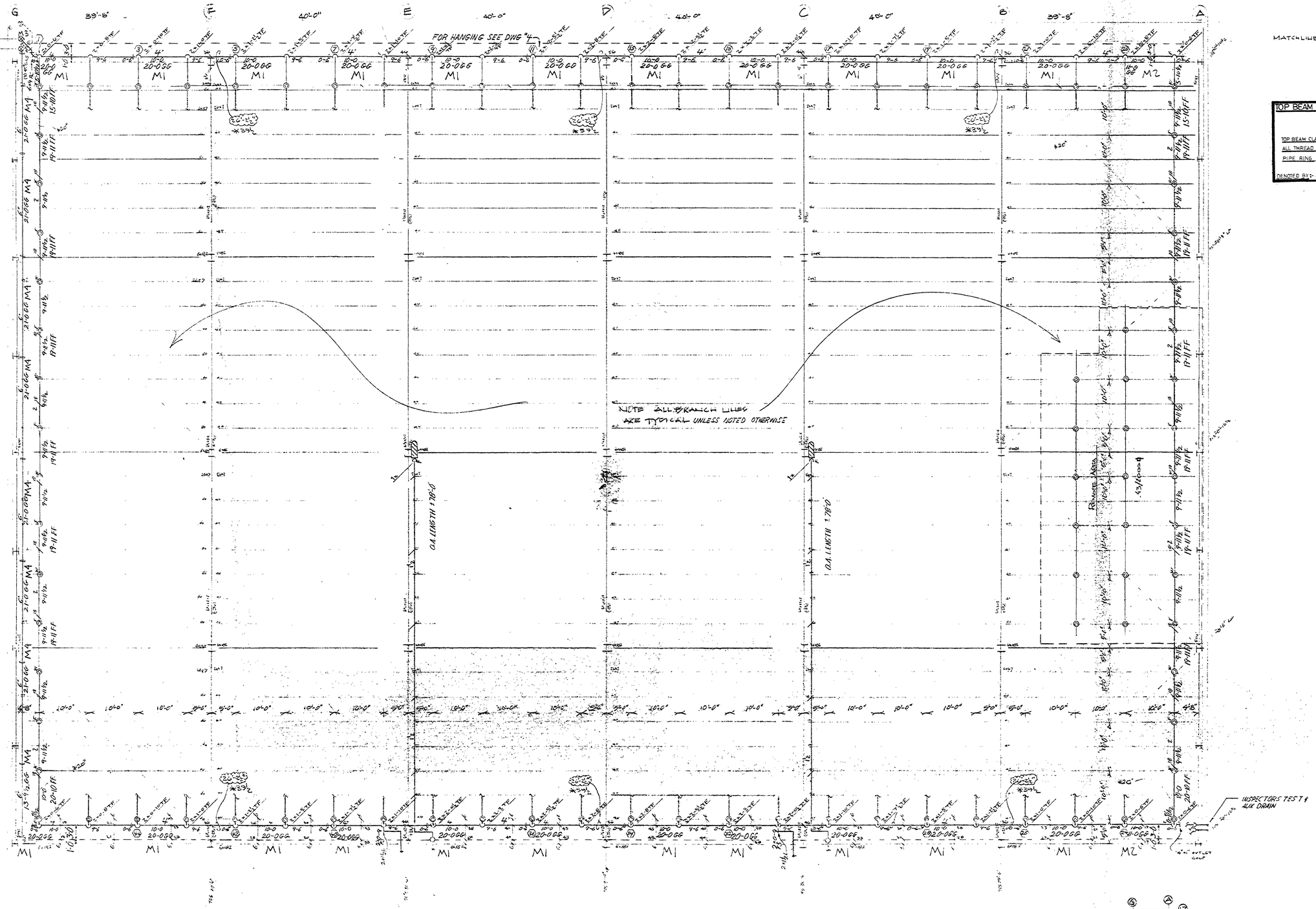

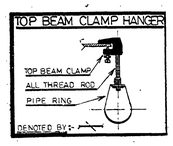

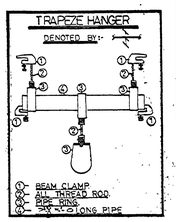

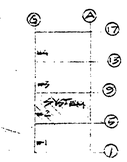

KEY PLAN
SCALE 1"=320'

PERMIT: 15361
LDS NB 10304650

NO.	DATE	BY	REVISIONS – SEE FLAGGED AREA ON PLAN

IMPORTANT

In localities subject to freezing conditions, it is the owner's responsibility to provide heat throughout wet pipe sprinkler systems areas and in enclosures for dry pipe deluge and other types of valves controlling water supplies to sprinkler systems.

This drawing and the information and design application herein contained is the property of Grinnell Fire Protection Systems Company, Inc. and/or its subsidiaries and is loaned upon the express conditions that the same be returned to GFPS upon request; all information herein contained shall be treated as secret and confidential; no reproduction of this drawing or any part thereof shall be made without the written consent of GFPS.

CONTRACT RESPONSIBILITIES

ITEM	G.F.P.S.	OTHERS
STREET WATER CONNECTION		
UNDERGROUND WATER MAINS		
EXCAVATION		
BACKFILL		
WIRING		
PAINTING		

COORDINATION RECORD

CONTR. NAME	REF. DWG. REV./DATE	NAME	TELEPHONE

SPRINKLERS

TYPE	ORIF.	TEMP	FINISH	CANOPY	SYMB.	QTY.
15-46 C	1/2	286	PLAIN	UPR & KIT		384
					TOTAL THIS SHEET	384

SYMBOLS

- Hydraulic Reference Point
- Line Designation
- ℄ of Pipe Below Bottom of Deck
- ℄ of Pipe Above Ref. Plane
- Main Designation
- Earthquake Bracing: 2 & 4 Way
- Hanger
- Union
- Screwed Cap
- Grooved Cap
- Screwed Plug
- Dimension Change in Pipe (non thru floor)
- Gate Valve - N.R.S. (GV)
- OS & Y Gate Valve (OS & Y)
- Flow Switch (FS)
- Monitor Switch
- Butterfly Valve
- Alarm Valve (ALV)
- Electric Bell
- Water Motor Gong (WMG)
- Water Check Valve
- Swing Check Valve
- System Riser
- Fire Dept. Conn. (Standard) (FDC)
- Fire Dept. Conn. (Flush) (FDC)
- Fire Dept. Conn. (Sidewalk) (FDC)
- Post Indicator Valve (PIV)
- Fire Hydrant (3 Way)
- Thrust Block
- Key Gate Sectional Valve with Roadway Box
- Fire Hose Assembly (see notes)
- Inspectors Test
- Grooved Coupling (GC)
- Flanged Connection
- Globe Valve
- Angle Valve
- Dry Pipe Valve

SYSTEM TYPE

WET ☒ DELUGE ☐
DRY ☐ PREACTION ☐

APPROVALS

	OUT	IN
☐ ISO		
☐ IRI		
☒ FM		
☐ —		

Grinnell
FIRE PROTECTION SYSTEMS COMPANY
2323 Randolph Avenue
Avenel, NJ 07001
Tel.(201) 381-9922
Fax (201) 381-7565

GRINNELL FIRE PROTECTION SYSTEMS
EXECUTIVE OFFICES
EXETER, N.H.

CONTRACT NAME: COASTAL STORAGE BUILDING 46 CORPORATE ROAD NORTH BRUNSWICK N.J.
CONTRACT WITH: SUDLER CONSTRUCTION CO.
DESCRIPTION: ROOF SYSTEM #2
SYSTEM DESIGN DATA
HAZARD CLASSIFICATION: EXIC SYSTEM AREA: 38,400 SQ. FT.
HYDRAULIC DESIGN DATA: DENSITY .45 GPM/SQ. FT. 100 SQ. FT./HD.
AREA OF APPLICATION: 2000 SQ. FT. HOSE ALLOWANCE: 500 GPM
TOTAL SYSTEM REQUIREMENTS: 1975.9 GPM AT 72.24 PSI AT PUMP
WATER SUPPLY INFORMATION: STATIC PRESSURE 20 PSI
RESIDUAL PRESSURE 22 PSI WITH 1500 GPM FLOWING
TEST TAKEN AT N.J.A.W. DATE
BY

SCALE: 1/8"=1'
DRAWN BY: NCD
CHECKED BY: NJB
DATE: 8-18-88
THESE PLANS PREPARED AT: AVENEL N.J.
ENGINEERING DEPARTMENT
DRAWING NO. 3 of 6
CONTRACT NO. 10394019 3-42